



## ORIGINAL ARTICLE


**Citation:** Dabija, D.-C., Cămpian, V., Pop, A.-R., & Băbuț, R. (2022). Generating loyalty towards fast fashion stores: a cross-generational approach based on store attributes and socio-environmental responsibility. *Oeconomia Copernicana*, 13(3), 891–934. doi: 10.24136/oc.2022.026

Contact to corresponding author: Dan-Cristian Dabija, dan.dabija@ubbcluj.ro

Article history: Received: 7.06.2022; Accepted: 29.08.2021; Published online: 25.09.2022


### Dan-Cristian Dabija

*Babeș-Bolyai University Cluj-Napoca, Romania*

 [orcid.org/0000-0002-8265-175X](https://orcid.org/0000-0002-8265-175X)


### Veronica Cămpian

*Babeș-Bolyai University Cluj-Napoca, Romania*

 [orcid.org/0000-0002-1647-9250](https://orcid.org/0000-0002-1647-9250)

### Anna-Rebeka Pop

*Babeș-Bolyai University Cluj-Napoca, Romania*

 [orcid.org/0000-0003-1498-0698](https://orcid.org/0000-0003-1498-0698)

### Raluca Băbuț

*Babeș-Bolyai University Cluj-Napoca, Romania*

 [orcid.org/0000-0002-8017-5905](https://orcid.org/0000-0002-8017-5905)

## Generating loyalty towards fast fashion stores: a cross-generational approach based on store attributes and socio-environmental responsibility

**JEL Classification:** L67; L81; M20; M30; M31

**Keywords:** *fast fashion; retail stores; socio-environmental responsibility; loyalty; sustainability; CSR; environmental protection; S-O-R model; generational theory*

### Abstract

**Research background:** Faced with multiple media scandals concerning the pollution resulting from manufacturing activities, and encouraging the overconsumption of clothing, international fast fashion retailers have often had to resort to the elaboration and implementation of sustainable

Copyright © Instytut Badań Gospodarczych / Institute of Economic Research (Poland)

This is an Open Access article distributed under the terms of the Creative Commons Attribution License (<http://creativecommons.org/licenses/by/4.0/>), which permits unrestricted use, distribution, and reproduction in any medium, provided the original work is properly cited.

strategies aimed at environmental protection and reducing resource consumption. Generating customer satisfaction and loyalty depends increasingly on the extent to which retailers manage to employ socio-environmental responsibility besides the traditional retail store attributes.

**The purpose of this article:** The objective of the paper is to evaluate the influence of consumer-oriented store attributes in generating satisfaction and loyalty towards the fast fashion store, highlighting the influence of socio-environmental responsibility on the two constructs.

**Methods:** Based on the literature review, a conceptual model considering the effects of stores' attributes on store satisfaction and store loyalty and influenced by socio-environmental responsibility is proposed. Data were collected with the help of face-to-face administrated questionnaires before the outbreak of the COVID-19 pandemic in an emerging market (Romania). The data were analyzed via structural equation modeling in SmartPLS, for the three considered consumer generations: Generation X, Millennials and Generation Z.

**Findings & value added:** For all consumer generations, all store attributes contribute to the direct generation of fast fashion store satisfaction and store loyalty; nevertheless, the intensity varies in levels of significance. Socio-environmental responsibility does not significantly determine store satisfaction, but does have a strong influence on fast fashion store loyalty. The results detailed according to the generations indicate a similar situation: each store attribute influences the satisfaction of one or other generation, apart from socio-environmental responsibility. This work makes an essential contribution to the extension of the generational theory, highlighting the various individualities, perceptions, and behaviors. This cross-generational research broadens knowledge on how different consumer generations behave when shopping from fast fashion stores. The research also extends the S-O-R model, which is used to understand the relationship between store attributes (stimulus), consumer satisfaction (organism), and consumer loyalty (response) towards fast fashion stores.

## Introduction

Fast fashion retail represents a highly competitive market with countless international retail chains that are often vertically integrated (Swoboda *et al.*, 2010). The fast fashion retail market distinguished itself from the fashion market and industry, with annual turnover experiencing significant increases year-on-year (Statista, 2021; Euromonitor, 2022). Consumers increasingly prefer garments sold by fast fashion retailers, because these are trendy, follow the fashion trends of contemporary society (Yoon *et al.*, 2020) and offer extremely favorable value for money (Rausch *et al.*, 2021). To keep up with fashion, peers, and society, the 21<sup>st</sup> Century consumer prefers to buy from a retailer who manages to delight their customers, catching their attention by offering new and various ways of mixing and matching outfits (Mrad *et al.*, 2020), thus arousing their interest and maximizing their experience (Krasonikolakis *et al.*, 2018).

Based on a business model that favors rapid change within collections (Cook & Yurchisin, 2017; Coskun *et al.*, 2020), and also speeds up the time for creation, tailoring/production, distribution, and store delivery (de Oliveira *et al.*, 2022), fast fashion retailers are facing major challenges stemming from the fact that their business model impacts negatively, and to a significant degree the environment and areas where the clothing items are

produced (Niinimäki *et al.*, 2020), especially within manufacturing and supply chains. These fast fashion retailers have sometimes been accused of not respecting employees' rights, resorting to forced labor or child employment (Stringer *et al.*, 2020; Yoon *et al.*, 2020), and underpaying or exploiting their employees (Lee *et al.*, 2017; Dabija *et al.*, 2017). The consumption of necessary materials for clothing manufacturing is quite significant (Marques *et al.*, 2020), with the risk of overconsumption of raw materials, and waste from fashion items that no longer fit the latest trends (Marques *et al.*, 2020), consumer wants or needs. Moreover, international fast fashion chains have recently faced major issues concerning brand image, with accusations that their activities are not necessarily sustainable and do not contribute to environmental protection (Makgopa, 2018).

In this context, confronted with various scandals over time (Sádaba *et al.*, 2019), it is necessary for fast fashion retailers to identify how to leverage store attributes and activities for their clients to generate customer satisfaction, and of course, loyalty (Hung *et al.*, 2019). At the same time, they must strive consistently to make customers aware of the fact that despite the potentially negative impact they may have on the environment, they do take socio-environmental responsibility for their actions (Moisescu & Gică, 2020), adopting and implementing within the entire supply chain a sustainability strategy (Iglesias *et al.*, 2020). Resorting to such strategies is increasingly necessary due to consumer awareness of the effects and impact that overconsumption of materials has on the environment and on society (Dabija *et al.*, 2019; Marques *et al.*, 2020). Retailers must identify suitable ways to mitigate these challenges.

Although fashion retail and the way consumers relate to it has been extensively investigated (Su & Chang, 2018; Dabija & Băbuț, 2019; Vătămănescu *et al.*, 2021), highlighting approaches concerning the sustainability of fashion within the supply chain logistics (Yang *et al.*, 2017), there are shortcomings relating to customer-oriented approaches to fast fashion retail (Barnes & Lea-Greenwood, 2010; Bhardwaj & Fairhurst, 2010; Thomas, 2013; Gabrielli *et al.*, 2013). To some extent, consumer-oriented fast fashion studies manage to highlight the constant change that is inevitable in fast fashion retail, along with the need to approach fast fashion retail from a sustainability perspective on the socio-environmental impact of fast fashion retailers' actions (Makgopa, 2018; Pedersen *et al.*, 2018).

Therefore, the aim of this research is to investigate and evaluate the influence of consumer perceptions on store attributes and fast fashion store satisfaction and loyalty, along with the impact of socio-environmental responsibility on store satisfaction and store loyalty. The investigated model is addressed and calculated with the help of structural equations in

SmartPLS 3.0 and broken down into three different consumer generations: Generation X born between 1965–1979, Millennials born between 1980–1994, and Generation Z between 1995–2010 (Doster & Leigh, 2013; Dabija & Băbuț, 2019).

The novelty of the research lies not only in the cross-generational nature of the study, considering the perceptions of Xers, Millennials, and Zers, but also in the impact of classic store attributes (assortment, price, location, service, communication, in-store ambiance) on fast fashion store satisfaction and store loyalty, and the inclusion of consumer perceptions regarding the socio-environmental responsibility of fast fashion retailers. The research contributes to the broadening of knowledge on the Stimulus-Organism-Response model and the Generational Theory proposed in the 1950s by Mannheim (1952).

The paper is structured as follows: in Section 2, we draw on the theoretical framework of the research, which is based on broadening knowledge concerning the S-O-R model and the Generational Theory, followed by development of the hypotheses and presentation of the conceptual model. In Section 3, we continue with the research methodology and the operationalization of our research instrument. Section 4 presents the results and discussion of the measurement model, complemented by discussions and comparisons with previous findings. The last section details the theoretical and managerial implications, along with limitations and future research perspectives.

## **Literature review: hypotheses, and conceptual model development**

### *The S-O-R model and generational theory*

The Stimulus-Organism-Response model was designed and initially proposed by Mehrabian and Russell (1974), who explained that an external stimulus (S) results in an emotional response (O), thus favoring a behavioral response (R) (Zhu *et al.*, 2020). The SOR model is often used to explain consumer behavior (Chang *et al.*, 2015; Arora *et al.*, 2020; Barbu *et al.*, 2021), many related studies being conducted on the retail sector (Chang *et al.*, 2015; Dang *et al.*, 2020).

Regarding retail, the SOR model starts from the assumption that store attributes may influence consumer emotions, motivations, and experiences, generating a behavioral response from customers (Lucia-Palacios *et al.*, 2016). It is clear that actions concerning the environmental responsibility of retail stores may generate consumer reactions, the literature (Elg & Hult-

man, 2016) suggesting that the effect of a retailer's actions (stimulus) on consumer perception of the store and their influence on behavior is evidenced by consumers (response) when they favor the store, come again, purchase again, and recommend it, etc. On a consensus based on the SOR model, Dang *et al.* (2020) analyzed stores' strategies for socio-environmental responsibility as a relevant stimulus, showing the impact of these actions on consumer trust and satisfaction. The literature (Dabija & Băbuț, 2019) emphasizes that in fashion retail, store-related attributes (assortment, price, layout, communication, service, location) could be equated with stimuli because they can affect consumer perceptions and values. According to the SOR paradigm, the organism construct may be represented by affective and cognitive states and processes which mediate the relation between stimulus and behavioral responses of individuals (Mehrabian & Russell, 1974).

Therefore, satisfaction with a fast fashion store may constitute an internal response to the organism, which is considered a forerunner of actual consumer behavior. Bagozzi (1986) and Chang and Jai (2015) defined consumer responses as the result or final action towards an organism, represented by emotional responses, consumer reactions, attitudinal intentions and/or approach or avoidance behaviors. Therefore, loyalty towards fast fashion stores may represent a valuable response within the Stimulus-Organism-Response model.

The generational theory was first introduced by Mannheim (1952), who believed that individuals may be grouped in different clusters/typologies based on their year of birth, namely generational cohorts. From a generational perspective (Djamasbi *et al.*, 2011; Parment, 2013; Viswanathan *et al.*, 2013; Dabija *et al.*, 2017; Ladhari *et al.*, 2019; Parker & Kuo, 2021), such a generational cohort comprises people born in the same time period who face social, cultural, and economic trends and influences that are similar or close to social and/or ethnic tensions and/or conflicts, unemployment and economic shortcomings, relating to similar trends in fashion and music. Naturally, members of a generation enjoy similar experiences, having shared behavioral patterns and values, and relating in a unitary way to certain preferences, attitudes, motivations, behaviors, experiences, feelings, emotions, mindsets, etc. (Gurău, 2012; Dabija *et al.*, 2017; Suprpto *et al.*, 2021). A proper understanding of the common aspects influencing consumers' preferences for certain products, such as fast fashion items, may prove essential to targeted approaches by international retailers of the industry.

*Generating satisfaction towards fast fashion stores among consumer generations*

Retail has changed dramatically in the past two decades (Bui *et al.*, 2021), adapting to ever-changing lifestyles, expectations, preferences, and buying practices of consumers, to increasingly diverse customer needs, and to recent societal changes (Vătămănescu *et al.*, 2021). Considered a cyclical phenomenon and adopted by consumers for a strictly limited time, the clothing and fashion lifespan is relatively short. Referring to cyclicity, Azuma and Fernie (2003) described fashion as a reflection of social, cultural, and environmental characteristics that are unique at a certain time in a certain geographical area. Starting in the 1980s, a typical lifespan for clothing consisted of four stages: the introduction and adoption by fashion leaders, boosting and gaining acceptance by the public, maturity, followed by decline and obsolescence (Bhardwaj & Fairhurst, 2010). Characterized by “short-term popularity” (Barnes, 2013, p. 187) and adapted to suit various lifestyles, fashion may be considered the self-expression of belonging to various social and cultural groups, but also a description of an individual’s characteristics. Clothing and attire are forms of communication concerning one’s identity and status (Barnes, 2013).

The fast fashion industry is identified by reduced production times, high-volume consumption, low selling prices, and the manufacturing and supply of items according to the latest fashion trends (de Oliveira *et al.*, 2022). Fast fashion is, at the same time, a business strategy (Choi *et al.*, 2010), because by adapting products to current fashions and constantly evolving consumer trends, existing fashion houses and vertically integrated retailers offer clothing made of similar textiles (Ferdows *et al.*, 2003; Dabija *et al.*, 2016), allowing consumers the satisfaction of accessible and trendy garments. In this manner, hyper consumption is favored (Cook & Yurchisin, 2017; Blazquez *et al.*, 2020), and the waste of resources increases to a certain extent (Marques *et al.*, 2020). The fast fashion business model breathed new life into the global textile and clothing industry (Su & Chang, 2018, p. 92), which is no longer compelled to adapt to fashion’s traditional, even rigid, system; rather, it is based on global culture and trends. Moreover, fast fashion offers consumers the freedom to make purchases when they want to, depending on their needs and expectations; consumers thus have at their disposal offers that are in constant renewal (Gabrielli *et al.*, 2013).

Generating store image depends to a great extent on the various store attributes, with assortment, prices, store proximity to home or the workplace, and communication all playing an essential role (Pan & Zinkhan, 2006;

Zentes *et al.*, 2008; Dabija & Băbuț, 2019; Sethuraman *et al.*, 2022), along with quality of service (employee agreeableness and competence), own brands, and the extent to which retailers resort to specific customer loyalty programs (Bui, 2019; Hung *et al.*, 2019). Of course, all these retail store attributes contribute to generating customer satisfaction for their preferred store (Sivadas & Baker-Prewitt, 2000; Theodoridis & Chatzipanagiotou, 2009; Chang *et al.*, 2015; Jung *et al.*, 2020).

Customer satisfaction represents the difference between customer expectations of a brand, product or service and actual performance (Moisescu & Gică, 2020); it is also the result of surveying consumer answers concerning subsequent expectations (Brandtner *et al.*, 2021). The literature (Bloemer & Oderkeken-Schroder, 2002) suggested that satisfaction is determined by the existence of a positive image of the individual with the store. The more an individual revisits a retail store and has positive experiences, the more that individual develops a certain level of affection, of agreeableness and trust. In time, this affection turns into satisfaction. If the store maintains this satisfaction, it will generate loyalty (Jung *et al.*, 2020). In retail, satisfaction constitutes the most important factor that determines consumer loyalty, based on awareness and customer trust in a retail store brand (Hung *et al.*, 2019).

Through comparative analysis of the purchasing behavior of fast fashion items among Xers, Millennials and Gen Zs, the existence of significant differences in their enjoyment of purchases was noted, oftentimes done compulsively by shoppers (Suprpto *et al.*, 2021). While Millennials focused more on compulsive shopping, without much planning (Khan *et al.*, 2016), Xers focused on “thorough considerations” (Suprpto *et al.*, 2021, p. 115) to purchase any fast fashion item. Xers preferred high-quality fashion to fast fashion items (Rese *et al.*, 2019).

Millennials are, in fact, the heaviest consumers of fast fashion items (Colucci & Scarpi, 2013; Hill & Lee, 2015; Rese *et al.*, 2019; Sorensen & Jorgensen, 2019), because they are consumption-oriented, marked by hedonism, high purchasing power, sensibility to fashion and technological culture (Pauluzzo & Mason, 2021; Mason *et al.*, 2022). Compared to Xers, Millennials are more open to new styles and the latest trends in the fashion industry (Ersoy & Fu, 2021), considering fashion to be a status symbol (Johnstone & Lindh, 2022).

Studied only sporadically (Vajkai Kovács & Zsóka, 2020; Utbys Nerac & Niemi, 2021), Generation Z was considered top concerning the future of fast fashion items (Chaturvedi *et al.*, 2020; Tabassum *et al.*, 2020). Generation Z is very aware of sustainability and environmental protection (Dabija *et al.*, 2019), which together affect their purchasing decisions (Chaturvedi

*et al.*, 2020; Vajkai Kovács & Zsóka, 2020). Moreover, representatives of this generation are seen as innovators, being highly educated, creative, and tech-savvy individuals (Utbyš Nerac & Niemi, 2021).

### *Fast fashion store attributes*

Consumer preference for fast fashion or fashion stores depends on the way the stores are perceived by consumers and the image they conjure up in their mind (Dabija & Băbuț, 2019; Vătămănescu *et al.*, 2021). To attract visitors, the store image must match or even exceed consumer expectations (Hu & Jasper, 2006). Store image must be understood as a powerful marketing tool for retailers, capable of attracting customers' attention and bringing them into the store so that they make a purchase, and, eventually, return (Thomas, 2013).

The perception that consumers develop as they evaluate the defining attributes of fast fashion store attractiveness will influence the duration of store attendance, and the frequency of returns (Burlison & Oe, 2018). In the process of selecting a store, there are several factors that influence consumers (Bui *et al.*, 2021): extrinsic factors, tied to store attributes and design, and intrinsic factors peculiar to consumers, namely social and cultural factors. Of course, it is important for retailers to understand and know the reasons why consumers visit a certain store, and the factors that make them return to the store, prolong their visit, and have a meaningful and unique experience with the retailer (Baker *et al.*, 2002; Nilsson *et al.*, 2015). When modifying store attributes to better suit current consumer needs and attract potential new consumers, retailers must consider the factors to which consumers attach importance (Nilsson *et al.*, 2015; Daultani *et al.*, 2020), so that they generate a favorable image and boost satisfaction.

*Store assortment.* The main leverage retailers use to attract customers to make purchases, generate trust, and develop satisfaction over time is store assortment, comprised of a variety of products sold under different brands, and under the retailer's own brand (Mehrijoo & Pasek, 2014). A wide-ranging store assortment may have beneficial effects on the consumer, i.e. generating preference for the assortment, building satisfaction, boosting sales or store visit frequency; but also negative consequences: information overload, confusing the consumer, increased cognitive strain during in-store decision-making, the uncertainty of choosing one brand especially when there is a broader selection, and even refusing to buy due to the myriad of fashion items (Sethuraman *et al.*, 2022).

Naturally, clothing assortment is the retailer's key element, allowing them to develop and consolidate consumer satisfaction with the retail store,



and ultimately to generate loyalty (Ailawadi & Keller, 2004). Granted, the assortment not only influences consumer perceptions (Donnelly *et al.*, 2020), but also determines store choice and store satisfaction (Ailawadi & Keller, 2004). In retail, Millennials are very attentive and appreciate changes in assortments, and the grouping of merchandise according to themes, colors, or various situations present in society (Setiasih & Soemartono, 2017). Based on these arguments, we hypothesize that:

**H<sub>1</sub>:** *Fast fashion store assortment exerts a positive impact on Generation X (H<sub>1a</sub>), Millennials (H<sub>1b</sub>), and Generation Z (H<sub>1c</sub>) store satisfaction.*

*Store prices.* Price plays an essential role in choosing any product, brand, or service, and is probably one of the most important criteria in selecting clothing items (Dabija *et al.*, 2014; Dabija *et al.*, 2017; Dabija & Băbuș, 2019; Vătămănescu *et al.*, 2021). By using promotional messages, fast fashion retailers induce a scarcity perception of a limited offer (Joung, 2014; Cook & Yurchisin, 2017). Such promotions and special offers, along with a price-quality ratio which is apparently favorable to consumers sustain the attractiveness of these retail brands, generating frequent visits to stores. Of course, increasing the frequency of visits to fast fashion stores generates economic value to retailers, not only by boosting their visibility and prestige, but also by contributing to the market share, and earning substantial profits (Gandhi & Bhattacharya, 2021).

Pricing strategies and promotional activities influence consumer decisions from different generations to prefer certain fast fashion stores (Coskun *et al.*, 2020), making them purchase what they fancy at any given time, depending on their mood (Byun & Sternquist, 2011). Good prices for consumers, followed by special offers and the price-quality ratio, generate consumer satisfaction with fast fashion stores. Xers' clothing price awareness is stronger than that of Millennials (Vinoth & Balaji, 2015; Suprpto *et al.*, 2021), Xers being more rational in their decisions regarding clothing prices, minutely assessing the cost benefit, whereas Millennials are more concerned with fashion trends and brand awareness (Lissitsa & Kol, 2016). Generation Z, and notably the older individuals of this generation, are more sensitive to clothing prices (Boulay *et al.*, 2014). Thus, we infer that:

**H<sub>2</sub>:** *Fast fashion store prices exert a positive influence on Generation X (H<sub>2a</sub>), Millennials (H<sub>2b</sub>), and Generation Z (H<sub>2c</sub>) store satisfaction.*

*In-store ambiance.* The interior design and store ambiance (Dabija & Băbuț, 2019) refers to the layout of the sales area, the use of space, the aisle displays, and the shelving of products. It is one of the main leverages through which retail stores may act upon customers, generating satisfaction and maximizing the shopping experience (Altuntas, 2017; Arrigo, 2018). The layout of display stands and arrangement of merchandise have a significant impact on consumer behavior (Krasnikoulakis *et al.*, 2018), and on customers' perception of store brands and the entire retail store brand (Hussain & Ali, 2015; Jang *et al.*, 2018). In addition, retail stores must consider lighting, background music, room temperature, and fragrances around the merchandise, so that the ambiance is as pleasant as possible (Dabija *et al.*, 2016; Dabija *et al.*, 2017; Strähle & Hohls, 2018; Nguyen & Ha, 2021).

All store items in the sales area must be displayed so that they inspire strong emotional reactions that are pleasant and unique, to remind customers of momentarily forgotten needs and/or wants, or to generate new ones (Streicher *et al.*, 2021). The harmonious display of merchandise, coupled with frequent remodeling of the sales area in fashion stores, for instance, through thematic displays of clothing, encourages customers to explore all sections of the store, maximizing their experience, finding new and varied ways of combining clothes and, of course, purchasing more fashion items (Streicher *et al.*, 2021; Vătămănescu *et al.*, 2021).

Fast fashion retailers communicate in an effective manner with their customers through the store environment. Cleanliness and the layout of display cases, signposting, aisle space between shelves and display stands, store crowdedness, and quick item identification all play a significant role in attracting customers, and also in generating satisfaction towards retail stores (Barnes & Lea-Greenwood, 2010; Cook & Yurchisin, 2017). Of course, fast fashion store ambiance plays a defining role in conjuring up the store image in consumers' minds and in generating satisfaction and loyalty (Coskun *et al.*, 2020). Since they are the most open to trends and new fashion items, Millennials are more attracted to the in-store ambiance of fast fashion stores (Knittel *et al.*, 2016; Rese *et al.*, 2019), wherein purchases are a new adventure worth exploring. Therefore, in-store ambiance becomes an attractive environment and a significant factor for Millennials' intent to purchase fast fashion articles (Vuong & Nguyen, 2018). At the same time, Millennials prefer spacious stores that are orderly and set up well (Wöckinger, 2020). Based on these arguments, we posit that:

**H<sub>3</sub>:** *Fast fashion in-store ambiance has a positive influence on Generation X (H<sub>3a</sub>), Millennials (H<sub>3b</sub>), and Generation Z (H<sub>3c</sub>) store satisfaction.*

*Store communication.* Retail store communication with customers is extremely important as it engenders brand awareness and enables the presentation of various items and special offers (Han *et al.*, 2017). Granted, retail store communication covers the detailed presentation of items sold both under the own brand and the brands of various manufacturers (Malik, 2015). Depending on the type of products, retailers' resort to traditional means of communication through written and online advertising, TV or radio, street billboards, and by printed catalogues and sales brochures (Dabija & Băbuț, 2014). Customers are often approached via direct mailing with a view to disseminating the latest information on retailers' offers. In addition, to generate spontaneous shopping, retailers may resort to in-store communication (in-store radio and special displays), to remind customers of previously purchased items or products they recognize from advertising, influencing their perception and purchasing decisions (Saber & Weber, 2019). In this manner, consumers discover products and become aware of offers.

Fashion retailers use communication to realize essential objectives, such as customer briefing, boosting customer traffic and sales in brick-and-mortar stores, and attracting e-customers in click-and-order stores, maintaining, or improving brand and store image, and generating consumer satisfaction (Le Bon, 2014; Bonetti & Perry, 2017). Communication contributes directly to trust generation and client satisfaction in relation to retail stores, at the same time contributing to the conjuring up of an image (Dabija & Băbuț, 2019; Saber & Weber, 2019). Xers may be skeptical regarding advertising, but willing to seek relevant information, while Millennials, who do not like monotony, prefer retail stores to have a type of communication that is based on visual stimuli, such as video content and images (Setiasih & Soemartono, 2017). Thus, we infer that:

**H<sub>4</sub>:** *Fast fashion store communication has a positive influence on Generation X (H<sub>4a</sub>), Millennials (H<sub>4b</sub>), and Generation Z (H<sub>4c</sub>) store satisfaction.*

*Store service.* Customers' preference for a store depends largely on the service they receive. In food retail, self-service is prevalent (Stanton, 2018); in non-food retail, especially clothing retail, service offered with the help of employees is essential, since customers often rely on the sellers' advice and assistance in identifying clothing items and/or brands that suit their needs and/or wants (Hung *et al.*, 2019). Employees' professionalism, competence, and experience in approaching customers, especially in offering competent advice and information, are essential aspects that build trust

and satisfaction, often influencing clients to return to the store or recommend their favorite store to others (Burlison & Oe, 2018).

Customer interaction with the store personnel, and store ambiance are often considered the two most important leverages in generating consumer satisfaction (Chang *et al.*, 2015). For Millennials, the service offered by store staff is important; therefore, fast fashion retailers must offer a set of traditional services (e.g., cleanliness, short waiting times at the checkout counter, etc.), and have competent and agreeable shop assistants, who are well-dressed, trendy, and always available to help customers (Rese *et al.*, 2019; Wöckinger, 2020). Based on these arguments, we presume that:

**H<sub>5</sub>**: *Fast fashion store service has a positive influence on Generation X (H<sub>5a</sub>), Millennials (H<sub>5b</sub>), and Generation Z (H<sub>5c</sub>) store satisfaction.*

*Store location.* Choosing a store where the customer will make purchases depends largely on its geographical site: its proximity to the customer's workplace or home address, or to other stores, such as retail centers (Bui *et al.*, 2021). Customers often choose their favorite store based on convenience in getting there (Chang *et al.*, 2015). For fast fashion retailers, store location plays an important role in conducting their business (Cortez *et al.*, 2014). To attain customer satisfaction, stores need adequate parking to attract clients with high income (Jaravaza & Chitando, 2013) and/or those who want to maximize their shopping experience by purchasing the latest fashion items to keep up with the social and fashion trends (Yoon *et al.*, 2020). Store location may also be considered an important forerunner to customer satisfaction as it can lessen the time and effort needed in getting to the store, favoring one-stop shopping (Hsu *et al.*, 2010; Venter de Villiers *et al.*, 2018; Donnelly *et al.*, 2020). Regarding store accessibility, for Millennials and Xers, it is very important to get around by car, so parking lots should have enough spaces (Wöckinger, 2020), since time is a key factor. So, we presume that:

**H<sub>6</sub>**: *Fast fashion store location exerts a positive influence on Generation X (H<sub>6a</sub>), Millennials (H<sub>6b</sub>), and Generation Z (H<sub>6c</sub>) fast fashion store satisfaction.*

#### *Loyalty towards the fast fashion store*

Store loyalty is shown by expressing preference for a particular store, recommending it, making frequent purchases and visits, and by increasing the quantity of fashion items purchased (Diallo *et al.*, 2018). Moreover,

when customers are satisfied with the clothing items sold by a fast fashion store, they not only develop a positive attitude, but also resort to word-of-mouth recommendations, describing favorably the fast fashion store to their friends and acquaintances, and showing the intention to recommend it to anyone (Kurtuluş & Ertekin, 2015). Customer retention is considered by retailers a fundamental objective for business growth and survival (Bui, 2019). For fast fashion stores, loyalty describes the intention to make recurrent visits to the point of purchase to shop and thus maximize the shopping experience (Diallo *et al.*, 2018; Godefroit-Winkel *et al.*, 2021).

In their analysis of the process concerning the development of consumer satisfaction, Del Bosque *et al.* (2006) describe the satisfaction-loyalty relation as non-linear, with several factors involved (for example, customers' personal characteristics, experience, involvement, traditions and/or consumer habits, motivations, etc.). Millennials show a high level of brand awareness, but a relatively low level of loyalty, as they are often difficult to persuade to remain loyal (Setiasih & Soemartono, 2017). Zers and Millennials are not loyal to a single brand or product, as opposed to past generations, such as Xers and Baby Boomers (Soares *et al.*, 2017), because they can obtain information online about said products with relative ease, thus quickly evaluating prices and product characteristics (Yasri *et al.*, 2020). Zers are even less loyal to retailers, and are more careful than Millennials, Xers, and Baby Boomers when shopping. The long-term benefits of loyalty cards or discount coupons play a less significant role for Generation Z, while short-term benefits, such as discounts, promotions, or freebies are valued for their attractiveness (Van den Bergh & Pallini, 2018). Based on these arguments, we consider that:

**H<sub>7</sub>:** *Generation X (H<sub>7a</sub>), Millennials (H<sub>7b</sub>), and Generation Z's (H<sub>7c</sub>) satisfaction with the fast fashion store has a positive impact on their loyalty.*

### *Socio-environmental responsibility in fashion*

Since the 2000s, corporate social responsibility has become a significant concern in the fashion industry (Shen, 2014). Fashion companies have come to realize that besides the obviously attractive elements incorporated in the concept of fast fashion, such as product accessibility, and being trendy, the fast fashion industry must, at the same time, deal with aspects relating to sustainability (Niinimäki, 2015; Dabija *et al.*, 2017) in order to generate profits. Criticized for their contribution to socio-environmental perils, such as poor working conditions in developing countries, pollution, etc., many fast fashion retailers have made great efforts to attract consum-

ers' attention through sustainability strategies concerning the manufacturing, distribution, supply, and marketing of clothing items (Yoon *et al.*, 2020).

Consumers are increasingly interested in socio-responsible consumption, diminishing resource wastage, and protecting the environment in the production of fashion items. Numerous studies have investigated the multifaceted issue of customer motivations, preferences, and perceptions concerning green fashion consumption (Niinimäki, 2010; Ochoa, 2011; Dabija *et al.*, 2018a; Dabija *et al.*, 2018b; Vehmas *et al.*, 2018), along with the willingness to spend premium prices on green items (Gam *et al.*, 2011; Pookulangara & Shephard, 2013; Diddi & Yan, 2019).

Fashion store attributes (assortment, price, ambiance, personnel service, convenience, etc.) positively influence consumer motivations and decisions towards green fashion consumption (Chan & Wong, 2012). These leverages must be used in such a way as to enable the best kind of consumer satisfaction, maximizing benefits. Consumer concerns, especially those of Millennials and Generation Z regarding environmental protection, are not necessarily reflected in their shopping habits, however (Henninger & Singh, 2017); their behavior depends to a great extent on retailers' prices (Dabija *et al.*, 2019).

The literature on fast fashion outlines consumer concerns regarding environmental protection, animal welfare, and ethical production processes (Gam *et al.*, 2011; Stringer *et al.*, 2020), highlighting the impact of consumer attitudes on durable fashion and responsible and sustainable consumption (Kim & Oh, 2020; Blazquez *et al.*, 2020). The perception of green fashion consumption has had a more positive impact on deluxe brands than on fast fashion brands (Blasi *et al.*, 2020). Although young consumers (Generation Z and/or Millennials) are the target customers of fast fashion retailers due to low prices and trendy styles, they can, at the same time, promote measures aimed at environmental protection and sustainability of the fashion industry (Yoon *et al.*, 2020).

It has been proven that customer perceptions concerning retailers' responsibility for the environment and society positively affects customer satisfaction (Cuesta-Valiño *et al.*, 2019) and loyalty (He & Li, 2011; Matute-Vallejo *et al.*, 2011; Deng & Xu, 2017; Iglesias *et al.*, 2020). By analyzing the impact of socio-environmental responsibility on customer loyalty among Generation X and Generation Y/Millennials, it has been proven that the relation between these constructs is weaker than that of socio-environmental responsibility and customer satisfaction. Effective communication of measures and responsibility tactics plays an essential role in attracting and satisfying customers (Moisescu & Gică, 2020). Con-

sumers can be encouraged to purchase clothing that complies with sustainable consumption standards through concise and transparent communication (Rutter *et al.*, 2017) that contains creative messaging (Vehmas *et al.*, 2018), thus educating the consumer towards sustainable fashion (Strähle *et al.*, 2015). In this context, Da Giau *et al.* (2016) considered sustainable communication that enables retailers to convey precious information to their customers concerning socio-environmental behaviors (Dabija & Băbuț, 2014). Therefore, we assume that:

**H<sub>8</sub>**: *Fast fashion store socio-environmental responsibility has a positive influence on Generation X (H<sub>8a</sub>), Millennials (H<sub>8b</sub>), and Generation Z (H<sub>8c</sub>) store satisfaction.*

**H<sub>9</sub>**: *Fast fashion store socio-environmental responsibility has a positive influence on Generation X (H<sub>9a</sub>), Millennials (H<sub>9b</sub>), and Generation Z (H<sub>9c</sub>) store loyalty.*

Based on theoretical developments, the authors propose the conceptual model presented in Figure 1 which analyzes the influence of fast fashion store attributes and socio-environmental responsibility in generating store satisfaction and store loyalty. The model is analyzed for all consumer generations, as well as broken down into three generations, namely Gen Z, Millennial, and Gen X (Figure 2).

## **Research methods**

### *Research design*

This study aims to analyze the impact of store satisfaction on loyalty in the fast fashion industry and to explore how socio-environmental responsibility can influence consumers' store satisfaction and loyalty. Moreover, the study highlights the main differences between Gen X, Y/Millennials, and Z in terms of satisfaction and loyalty towards fast-fashion stores, under the influence of socio-environmental responsibility. Based on the S-O-R model and the Generational theory, the conceptual model allows analysis of the impact of store satisfaction, generated by store attributes — assortment, prices, in-store ambiance, communication, service, and location — on store loyalty, and exploration of how the consumer's perception of retailers' socio-environmental responsibility can influence their store satisfaction and store loyalty in the framework of the fast fashion industry.

The constructs and items of the conceptual model (see Figure 1) were operationalized according to the literature (see Table 2) and included in an empirical investigation. The research instrument was represented by a questionnaire. The questionnaire was developed according to the literature (see Table 2), using a five-point Likert scale (total disagreement → total agreement) and afterward redefined for the present research context.

Data were collected in late 2019 and early 2020, before the outbreak of the COVID-19 pandemic. Although it was intended to collect further data, due to lockdowns and store closures (Vătămănescu *et al.*, 2021), data collection ceased in March 2020. Data were only collected from the emerging market of Romania, as studies on fast fashion perceptions in such research contexts seem to be scarce.

The research was implemented in an emerging market, Romania, where the number of stores has grown significantly in past years, international fast fashion retailers such as H&M, Zara, Stradivarius, C&A, Bershka, Pull & Bear increasing their number of stores, annual turnover, and profits year-on-year (Statista, 2021). These fast fashion retail stores are only found in large cities, however, mostly in shopping malls (Euromonitor, 2022), and not in rural areas. Therefore, the assumption is that only city inhabitants have access and knowledge of fast fashion stores.

### *Sampling and data collection*

The research was implemented by means of a quantitative survey carried out through face-to-face interviews in public places (parks, shopping areas, etc.), and at respondents' workplaces or in their homes. Data were collected with the help of volunteers, who were instructed by the authors beforehand on how to perform the interviews. The authors supervised data collection, so that no biases appeared. The volunteers had to follow proper quota sampling according to gender (male/female) and birth years, quotas being provided and computed according to the latest Statistical Annuary of Romania (INS, 2019) available when the research was designed. Between the initial quotas and the final sample there were only very small deviations, below 2%. From the seven regions of Romania covered in this research, the most developed three (Northwest, Centrum, and West) were where fast fashion retail stores were predominately present. In this way, a proper distribution of respondents according to their demographical data was achieved.

Respondents were asked to name one fast fashion store which they most often visited and to assess the assortment, price, communication, service, in-store ambiance, location, and socio-environmental responsibility of the



chosen retailer. From a total of over 1,000 approached respondents, 680 questionnaires were filled in, but due to missing answers stores not belonging to the fast fashion industry (for instance, respondents also evaluated hypermarkets like Carrefour or Auchan as they also sell clothes), respondents being older than the considered thresholds, only 478 valid questionnaires were retained. According to the literature (Doster & Leigh, 2013; Dabija & Băbuț, 2019), respondents were later categorized according to their birth year into one of the three generations considered: Generation X born between 1965–1979, Millennials between 1980–1994, and Generation Z between 1995–2010. Table 1 illustrates the socio-demographical profile of the respondents; overall 27.4% belonged to Xers, 43.3% to Millennials, and 29.3% to Gen Z.

To check if the collected data showed any bias, we made comparisons between pairs of the different consumer generations (Xers with Millennials, Xers with Zers, Millennials with Zers) regarding the dependent construct (Fast Fashion Store Loyalty). In this regard, independent sample t-tests were performed. These tests did not pinpoint significant differences between the groups (Xers with Millennials  $F = 0.324$  and  $p = 0.264$ ; Xers with Zers  $F = 0.267$  and  $p = 0.198$ ; Millennials with Zers  $F = 0.431$  and  $p = 0.364$ ), so it was concluded that the sample was bias free (Armstrong and Overton, 1977).

### *Procedures and data analysis*

Regarding the methodological approach of the research, the authors followed the steps recommended by Henseler *et al.* (2012): (1) establishing the latent variable scores; (2) estimating the outer loading and path coefficients; (3) estimating the parameters; (4) bootstrapping the model for inference testing. Since this study is based on a reflective model, SmartPLS was chosen as one of the best options to analyse the structural equation model. Moreover, SmartPLS enables the researcher to test the inner and outer model, thus analysing the relationship between variables and indicators, and between latent variables (Hair *et al.*, 2011). For research with a small sample size and non-normally distributed data, PLS-SEM is advised (Hair *et al.*, 2017). Additionally, SmartPLS is very helpful for evaluating complex models (Hair *et al.*, 2014; Balcerzak & Pietrzak, 2016; Szostek *et al.* 2020; 2022), such as the one proposed here.

In this vein, with the help of Smart PLS 3.0., we tested the conceptual model, and the considered hypothesis (see Figure 2). As the constructs were of a reflective nature, we relied on testing their validity and internal consistency, including item loading, Average variance extracted (AVE), relia-

bility, and discriminant validity needed for the confirmatory factor analysis (Table 2). When performing the analysis, it was found that the loadings of all items exceeded the threshold value of 0.70. This allowed us to consider that convergence validity is given for the measured items (Hair *et al.*, 2010).

While the minimum value was of 0.704, the maximum value reached 0.850. Further, a reliability test was performed by relying on the Cronbach  $\alpha$  criterion — acceptable, if the value exceeds 0.7 (Henseler & Sarstedt, 2013). It was found that the recommended threshold was fulfilled by all items; thus, the internal consistency of the model could be confirmed. The AVE values are over 0.5, which indicates an adequate model (Chin, 1998) and supports the convergent validity of the constructs. Because the CR values are over 0.7 the reliability of the constructs is given (Henseler *et al.*, 2014).

In the next step, the discriminant validity for each construct was checked. In this regard, the Fornell-Larcker and Heterotrait-Monotrait (HTMT) criterion were used (Tables 3 and 4). For each considered latent construct, the value of the AVE must be higher than the correlation coefficient between the competent and the distinct variables (Fornell-Larcker). We also checked the conceptual similarity of constructs with the HTMT criterion. As the recommended maximum value of 0.9 is not reached, the constructs have discriminant validity (Henseler *et al.*, 2014).

A further step was needed to assess the items level of collinearity within the measurement model. As for all items, the threshold value of 5 is not reached, and with the LY4 item displaying a value of 2.282, one could conclude that there is no multicollinearity (Sarstedt *et al.*, 2017). Following that, the bootstrap procedure was performed for testing the relationships between the latent constructs. Seven hypotheses were accepted with a significant, positive relationship, one (**H<sub>4</sub>**) with a positive but low significant relationship, while **H<sub>7</sub>** was rejected based on t-statistics, meaning that socio-environmental responsibility does not influence consumers' store satisfaction.

Further, the collinearity between the constructs was determined. It was found that the highest VIF value of the inner model ranks at 1.927 (SA → SS), which is under the threshold value, so there is also no multicollinearity between constructs. Following that, we relied on the assessment of the goodness of fit for the saturated model. With a value of 0.055 (saturated model), and 0.062 (estimated model), below the threshold of 0.08, the square root mean residual (SRMR) fulfils the recommendation (Sarstedt *et al.*, 2017). Other fit indices for the estimated and the saturated model were also considered (Table 5).

Besides, store satisfaction and socio-environmental responsibility explain 49% of the variance of fast fashion store loyalty ( $R^2$ : 0.490); while store assortment, price, in-store ambiance, communication, service, location, and socio-environmental responsibility explain 47.4% of the variance of store satisfaction ( $R^2$ : 0.474), defining a moderate predicting power of the structural model. The effect size  $f^2$  ( $\geq 0.35$ ) with a value of 0.388 depicts a large effect for the model (Chin, 1998).

## Results

Table 6 indicates a positive influence of the fast fashion store assortment on store satisfaction ( $\beta$ : 0.168; T-value: 3.379 and  $p < 0.001$ ); therefore,  $H_1$  can be accepted.  $H_2$  assumed that fast fashion store price has a significant impact on consumers' store satisfaction. The results ( $\beta$ : 0.174; T-value: 4.118 and  $p < 0.001$ ) confirm that store price-related attributes significantly influence consumers' store satisfaction; therefore,  $H_2$  can be accepted.  $H_3$  presumed that fast fashion in-store ambiance has a positive impact on consumers' store satisfaction. This study disclosed a significant effect between in-store ambiance and store satisfaction ( $\beta$ : 0.204; T-value: 4.328 and  $p < 0.001$ ); thus,  $H_3$  can be supported. The results ( $\beta$ : 0.071; T-value: 1.654 and  $p = 0.090$ ) allow us to only partially confirm that fast fashion store communication may influence the consumer's store satisfaction; therefore,  $H_4$  is partially accepted. According to the analysis ( $\beta$ : 0.204; T-value: 4.778 and  $p < 0.05$ ), store services significantly affect consumers' store satisfaction; therefore,  $H_5$  can be supported. The results indicate a positive significant effect between fast fashion store location and store satisfaction ( $\beta$ : 0.108; T-value: 2.574 and  $p < 0.001$ ), meaning that  $H_6$  can be accepted. There is significant evidence ( $\beta$ : 0.688; T-value: 22.059 and  $p < 0.001$ ) that store satisfaction has a strong influence on consumer loyalty; therefore,  $H_8$  is supported. The results of path coefficients and T-value ( $\beta$ : 0.018; T-value: 0.481 and  $p = 0.631$ ) suggest an insignificant relationship between socio-environmental responsibility and store satisfaction; therefore,  $H_7$  can be rejected. Table 6 suggests a positive and significant effect between socio-environmental responsibility and loyalty ( $\beta$ : 0.113; T-value: 3.484 and  $p < 0.001$ ); thus,  $H_9$  can be accepted.

For a better understanding of consumers' store decision criteria, we analyzed the impact of store attributes on store satisfaction, and the influence of socio-environmental responsibility on store satisfaction for each generation included in this research (Xers, Millennials, and Zers), as well as outlining the antecedents of each generation's store loyalty.

As seen in Table 7, only in-store ambiance and store services have a positive and highly significant impact on Xers' fast fashion store satisfaction ( $\beta$ : 0.275; T-value: 2.917;  $p < 0.004$ ;  $\beta$ : 0.168; T-value: 2.122; and  $p < 0.0034$ ), although store prices also have a significant but low impact on consumer satisfaction ( $\beta$ : 0.189; T-value: 1.916;  $p < 0.055$ ); therefore  $H_{2a}$ ,  $H_{3a}$ ,  $H_{5a}$  can be supported. According to the results, store assortment, communication, location, and socio-environmental responsibility do not influence Xers' store satisfaction; therefore,  $H_{1a}$ ,  $H_{4a}$ ,  $H_{6a}$ ,  $H_{8a}$  were rejected. Regarding the antecedents of Xers' loyalty, both store satisfaction and socio-environmental responsibility have a positive and significant ( $\beta$ : 0.651; T-value: 11.911;  $\beta$ : 0.226; T-value: 3.669; and  $p < 0.000$ ) impact; thus,  $H_{7a}$  and  $H_{9a}$  can be supported.

Next, according to the results (Table 7), Millennials' fast fashion store satisfaction is affected by multiple store attributes. The results confirm that assortment ( $\beta$ : 0.184; T-value: 2.474 and  $p < 0.013$ ); price ( $\beta$ : 0.180; T-value: 2.470 and  $p < 0.014$ ); in-store ambiance ( $\beta$ : 0.198; T-value: 2.726 and  $p < 0.006$ ); services ( $\beta$ : 0.200; T-value: 2.861 and  $p < 0.004$ ) and location ( $\beta$ : 0.168; T-value: 2.846 and  $p < 0.004$ ) exert a positive and significant impact on Millennials' store satisfaction, while communication ( $\beta$ : -0.020; T-value: 0.309 and  $p > 0.757$ ) and socio-environmental responsibility ( $\beta$ : 0.033; T-value: 0.562 and  $p > 0.574$ ) have no impact. Millennials' store satisfaction ( $\beta$ : 0.594; T-value: 10.690 and  $p < 0.000$ ) and socio-environmental responsibility ( $\beta$ : 0.152; T-value: 2.930 and  $p < 0.003$ ) have a significant impact on their loyalty; therefore  $H_{1b}$ ,  $H_{2b}$ ,  $H_{3b}$ ,  $H_{5b}$ ,  $H_{6b}$ ,  $H_{7b}$  and  $H_{9b}$  are sustained, while  $H_{4b}$  and  $H_{8b}$  are rejected.

Furthermore, Zers' fast fashion store satisfaction is highly influenced by price ( $\beta$ : 0.194; T-value: 2.844 and  $p < 0.004$ ); communication ( $\beta$ : 0.2016; T-value: 2.696 and  $p < 0.007$ ); and services ( $\beta$ : 0.227; T-value: 3.268 and  $p < 0.001$ ), while store assortment ( $\beta$ : 0.150; T-value: 1.821 and  $p < 0.069$ ) and in-store ambiance ( $\beta$ : 0.157; T-value: 1.749 and  $p < 0.080$ ) have a low but significant impact; thus  $H_{1c}$ ,  $H_{2c}$ ,  $H_{3c}$ ,  $H_{4c}$ ,  $H_{5c}$ ,  $H_{7c}$  are supported. According to the results, only store location and socio-environmental responsibility have no impact on Zers' satisfaction; therefore,  $H_{6c}$  and  $H_{8c}$  were rejected. As seen in Table 7, store satisfaction ( $\beta$ : 0.747; T-value: 16.535 and  $p < 0.000$ ) can be viewed as an antecedent of Zers' store loyalty, while socio-environmental responsibility ( $\beta$ : 0.037; T-value: 0.507 and  $p > 0.612$ ) has no significant influence; thus,  $H_{7c}$  is supported, while  $H_{9c}$  is rejected.

## Discussion

The results indicate that fast fashion store assortment, such as varied, innovative, and quality fashion items influence customers' satisfaction, and, more specifically, impacts Millennials and Zers' satisfaction. Previous research (Selnes, 1993; Ailawadi & Keller, 2004; Setiasih & Soemartono, 2017; Giovanis & Athanasopoulou, 2016; Bodor *et al.*, 2021) has also highlighted the positive impact of fashion store assortment in generating store satisfaction, pinpointing the relevance of new fashion items and the very pleasant and appealing merchandise. Xers are not affected by store assortment, although this might be explained by the fact that they are less influenced by fashion trends (Dabija & Băbuț, 2019).

Fast fashion store pricing, such as maintaining constantly good prices and offering a good quality-price ratio significantly influenced all three generations' store satisfaction. While our results suggest that the price seems to be one of the most critical factors influencing consumer satisfaction (Dabija & Băbuț, 2019), from a generational perspective, our findings are contrary to those by Vinoth & Balaji (2015) and Suprpto *et al.* (2021), who suggest that prices have a higher impact on Xers than on Millennials.

Pleasant store ambiance, with good lighting, enough space between display stands, a pleasant arrangement of items on shelves, and overall store cleanliness influences consumers' satisfaction; therefore, fast fashion in-store ambiance exerts a positive impact on all three generations' store satisfaction. Our results support the findings by Barnes and Lea-Greenwood (2010), Cook and Yurchisin (2017), and Furoida and Maftukhah (2018), but contrast with the findings by Knittel *et al.* (2016) and Rese *et al.* (2019) who highlight the importance of ambiance mainly for Millennials, while the present study found that store layout has the strongest impact on Xers.

Communication has a low impact on consumer satisfaction, and only affects Zers' satisfaction, supporting previous findings in the field (Le Bon, 2014; Bonetti & Perry, 2017). Our results regarding the impact of fast fashion store communication on store satisfaction are intriguing, as communication is one of the easiest tools for generating customer satisfaction (Dabija & Băbuț, 2019); thus, its influence is of low significance. This might be explained by the fact that for effective communication, the target audience and the proper means of communication must be defined (Han *et al.*, 2017), since different generations prefer certain types of communication media disseminating information on brands and companies (Moisescu & Gică, 2020). At the same time, it is not the content of communication that affects consumers, but the degree to which the content appears ade-

quate. Therefore, the efficiency of communication is tied to consumer attitudes towards it (Anisimova *et al.*, 2019).

Store services, such as providing very good services in general and having highly qualified employees, influences all three generations' satisfaction with fast fashion retailers. These attributes are most important for Zers and Millennials, findings supported by other studies (Rese *et al.*, 2019; Wöckinger, 2020). Especially in fast fashion retail, personnel service will more easily generate customer satisfaction because they benefit from employees' competent consultancy (Hung *et al.*, 2019), and enjoy their care and agreeable demeanor (Miquel-Romero *et al.*, 2020). Moreover, fast fashion employees have a critical eye that can quickly estimate the size of fashion items worn by customers, offering them appropriate advice concerning their outfits, depending on the occasion and the various matching options, thus ensuring a fruitful shopping experience (Bell *et al.*, 2018).

Fast fashion store location, for instance, being in an easily accessible and convenient place, impacts consumers' store satisfaction, with a positive significant effect on Millennials' store satisfaction. These findings are supported by other authors who highlight that location could be an important driver of satisfaction (Hsu *et al.*, 2010; Behera & Mishra, 2017; Venter de Villiers *et al.*, 2018; Donnelly *et al.*, 2020). Our results are in contrast with the findings of Wöckinger (2020) who suggest that location is an important factor for Xers, although our findings did not find a significant influence.

Consumers' perception of fast fashion stores' socio-environmental responsibility seems not to influence store satisfaction. Our results do not support previous findings which highlight the influential role of socio-environmental responsibility on satisfaction (Cuesta-Valiño *et al.*, 2019). On the other hand, fast fashion stores' socio-environmental responsibility influences store loyalty. This confirms the results of previous studies, which demonstrated that positive perceptions of the socio-environmental responsibility of a company can lead to greater loyalty from their customers (Öberseder *et al.*, 2014; Moiescu, 2018; Iglesias *et al.*, 2020).

Socio-environmental responsibility exerts a positive impact on Xers and Millennials' loyalty toward fast fashion stores, which is in line with similar findings (He & Li, 2011; Matute-Vallejo *et al.*, 2011; Deng & Xu, 2017; Iglesias *et al.*, 2020; Zbucnea *et al.*, 2021).

It is somewhat surprising that, contrary to literature specifications (Dabija *et al.*, 2019), which clearly demonstrate that the greatest inclination towards sustainability is shown by members of Generation Z, they do not show loyal behavior to fast fashion stores that adopt socio-environmental responsibility. This may be because although socio-environmental responsibility is an important desideratum in general (Chaturvedi *et al.*, 2020),

due to the relatively low prices, they prefer to purchase from fast fashion retailers, so that they better position themselves in their circle of friends and acquaintances as trendy individuals who are up with fashion and its latest trends.

Undoubtedly, consumers have become more environmentally aware and concerned, and the desire to change their attitudes is increasingly visible (Musova *et al.*, 2021). Socially responsible consumers are those who perceive social and environmental issues as fundamental in the buying decision process and through their actions seek to have a good impact on the environment. In this respect, research has revealed that generations Y and Z are more concerned and aware of environmental issues and climate change (Heo & Muralidharan, 2019), and show more responsible consumption compared to previous generations (Zbucha *et al.*, 2021). Despite this, Henninger and Singh (2017) pointed out that environmental concerns are not always underpinned by consumers' buying behaviour, because socially responsible shopping is determined mostly by attitude, and by subjective factors (Han & Stoel, 2017). These subjective factors differ from one market to another and are more visible and stronger in the apparel market than in food or tourism (Han & Stoel, 2017).

Ultimately, consumer satisfaction leads to loyalty toward fast fashion retailers. Our study found that the strongest relationship between satisfaction and loyalty is for Zers, which contradicts previous findings (Van den Bergh & Pallini, 2018; Yasri *et al.*, 2020). Kim *et al.* (2009), Yusof *et al.* (2012), and Hung *et al.* (2019) reached similar conclusions, confirming that overall customer satisfaction with fashion stores also generates customer loyalty towards such stores (Jung *et al.*, 2020).

## **Conclusions**

From a theoretical perspective, our paper broadens both the Stimulus-Organism-Response model and the Generational theory. This research emphasizes the fact that the store attributes (stimuli) in question contribute directly to consumer satisfaction (organism) with fast fashion stores, and that satisfaction is directly linked to loyalty (consumer response). Of course, each store attribute has a different influence on the generation of store satisfaction. At the same time, it has been proven that socio-environmental responsibility may be a relevant stimulus which directly impacts consumer loyalty, but it does not have a significant influence in generating satisfaction. This may be because socio-environmental responsibility, as part of the sustainability strategy of retailers, comprises

measures and/or tactics that consumers do not encounter face-to-face in stores (as opposed to price, assortment, in-store ambiance, etc.). Consumers may relate to such measures when they read advertisements and/or sustainability reports, or when they watch the news or read information on the retailer.

Admittedly, the sustainability efforts of fast fashion brands are rarely acknowledged by consumers (Chang & Jai, 2015), but we believe that retailers, and not just apparel retailers, need to find ways to make consumers aware of their sustainability efforts, i.e., their socio-environmental responsibility. In this way, consumers could develop or maintain positive brand attitudes, i.e., loyalty. Streimikiene and Ahmed (2021) showed that CSR practices are effective initiatives to develop and enhance brand loyalty, as well as maintain a positive brand image. We also support the view of Musova *et al.* (2021) on informing and educating consumers about environmental issues and adopting environmentally friendly behaviors, as we believe that this awareness can play an important role in purchasing decisions. These initiatives could also promote a better understanding among customers of why corporations (retailers) are striving in this direction and how the community would benefit. This information could be seen as very relevant in the Eastern European context (Romania), where environmental related debates are an ‘emerging’ topic.

Additionally, this research brings an essential contribution to broadening the Generational theory. The cross-generational research highlights that prices, in-store ambiance/management, and store services exert a positive impact on the satisfaction of all generations, that socio-environmental responsibility has no impact on the satisfaction of any generation, that store assortment influences store satisfaction of Millennials and Zers, that communication only impacts Zers, and that location influences only Millennials’ store satisfaction. In the case of all generations, it is observed that store satisfaction (organism) generates fast fashion store loyalty (consumer response), which indicates that all three consumer generations have obvious tendencies to purchase from fast fashion retailers, fostering a long-term relationship with them. For all three generations, socio-environmental responsibility has no significant impact in generating store satisfaction, but significantly influences store loyalty in the case of Generation X and Generation Y/Millennials. The research contributes, therefore, to broadening the knowledge on how different consumer generations behave when shopping from their preferred fast fashion store.

From a managerial perspective, this research highlights strategic implications for fast fashion retailers, who can discover which of the leverages targeting consumers they can rely on when developing measures and tactics



to approach their customers. If price, assortment, and store location play a significant role in generating customer satisfaction towards fast fashion stores, then communication has a significantly weaker role from a statistical point of view, which indicates that communication campaigns do not really reach their targeted segment, and do not adapt accordingly. Maybe in the future, fast fashion retailers will pay special attention to the way they do advertising.

As the quantitative research has showed, socio-environmental responsibility has no statistically relevant influence on consumer satisfaction towards fast fashion stores, but it does strongly impact their loyalty. In fact, from this perspective, socio-environmental responsibility constitutes an important leverage that may generate added customer loyalty.

Insofar as retailers aim to elaborate tailored strategies for each consumer generation, they may orient towards those store attributes that have a greater effect on consumer satisfaction, so that they target them and strive to mitigate the impact of those leverages that, now, show an insignificant impact in generating satisfaction, and implicitly, fast fashion store loyalty.

Among the limitations of this research is that the context of the COVID-19 pandemic has not been considered, nor the extent to which this predicament has had a major impact on consumer satisfaction and loyalty. Due to the COVID-19 crisis, consumers' attitudes and behaviour have been affected (Bartók *et al.*, 2021) undergoing fundamental changes. The emergence of new habits and behaviour patterns (Valaskova *et al.*, 2021; Gajdosikova & Valaskova, 2022) is a natural consequence of this situation. Hence, this reality reinforces the relevance of a study including this context. Another limitation is that the research has been implemented on a single market, namely Romania; future studies may contrast various emerging markets and/or compare developed markets with emerging markets. An interesting comparison could be the approach of retail chains in their countries of origin versus their target locations, as with Romania in this case. In the future, the conceptual model could be extended to other constructs, such as green consumer values, consumer motivation to keep up with fashion, hence purchasing from fast fashion retailers, insofar as the COVID-19 pandemic has engendered a possible shift in consumer behavior, wherein customers increasingly prefer to shop online and/or via shopping apps. The technological impact on fast fashion consumption may be a topic worth investigating. Future studies could also consider cross-generational multigroup analysis, as well as cross-national comparisons between consumer generations, so that proper assessments of each generation's characteristics are properly considered.

## References

- Ailawadi, K. L., & Keller, K. L. (2004). Understanding retail branding: conceptual insights and research priorities. *Journal of Retailing*, 80(4), 331–342. doi: 10.1016/j.jretai.2004.10.008.
- Altuntas, S. (2017). A novel approach based on utility mining for store layout: a case study in a supermarket. *Industrial Management & Data Systems*, 117(2), 304–319. doi: 10.1108/IMDS-01-2016-0040.
- Anisimova, T., Weiss, J., & Mavondo, F. (2019). The influence of corporate brand perceptions on consumer satisfaction and loyalty via controlled and uncontrolled communications: a multiple mediation analysis. *Journal of Consumer Marketing*, 36(1), 33–49. doi: 10.1108/JCM-05-2017-2199.
- Anselmsson, J. (2006). Sources of customer satisfaction with shopping malls: a comparative study of different customer segments, *International Review of Retail, Distribution and Consumer Research*, 16, 115–138. doi: 10.1080/09593960500453641.
- Armstrong, J. S., & Overton, T. S. (1977). Estimating nonresponse bias in mail surveys. *Journal of Marketing Research*, 14(3), 396–402. doi: 10.1177/002224377701400320.
- Arora, S., Parida, R. R., & Sahney, S. (2020). Understanding consumers' show-rooming behaviour: a stimulus-organism-response (S-O-R) perspective. *International Journal of Retail and Distribution Management*, 48(11), 1157–1176. doi: 10.1108/IJRDM-01-2020-0033.
- Arrigo, E. (2018). The key role of retail stores in fast fashion companies: the H&M case study. In P. S. Chow, C. H. Chiu, C. Y. Yip & A. Tang (Eds.), *Contemporary case studies on fashion production, marketing and operations* (pp. 121–137). Singapore: Springer. doi: 10.1007/978-981-10-7007-5\_8.
- Azuma, N., & Fernie, J. (2003). Fashion in the globalized world and the role of virtual networks in intrinsic fashion design. *Journal of Fashion Marketing and Management: An International Journal*, 7(4), 413–427. doi: 10.1108/13612020310496994.
- Bagozzi, R. P. (1986). *Principles of marketing management*. Chicago: Science Research Associates.
- Baker, J., Baker, J., Grewal, D., Voss, G. B., & Parasuraman, A. (2002). The influence of multiple store environment cues on perceived merchandise value and patronage intentions. *Journal of Marketing*, 66(2), 120–141. doi: 10.1509/jmk.66.2.120.1847.
- Balcerzak, A. P. & Pietrzak, M. B. (2016). Structural equation modeling in evaluation of technological potential of European Union countries in the Years 2008–2012. In M. Papież & S. Śmiech (Eds.), *The 10th professor Aleksander Zelias international conference on modelling and forecasting of socio-economic phenomena. Conference proceedings* (pp. 9–18). Cracow: Foundation of the Cracow University of Economics.

- Barbu, C. M., Florea, D. L., Dabija, D. C., & Barbu, M. C. R. (2021). Customer experience in fintech. *Journal of Theoretical and Applied Electronic Commerce Research*, 16(5), 1415–1433. doi: 10.3390/jtaer16050080.
- Barnes, L. (2013). Fashion marketing. *Textile Progress*, 45(2-3), 182–207.
- Barnes, L., & Lea-Greenwood, G. (2010). Fast-fashion in the retail environment. *International Journal of Retail & Distribution Management*, 38(10), 760–772. doi: 10.1108/09590551011076533.
- Bartók, O., Kozák, V., & Bauerová, R. (2021). Online grocery shopping: the customers' perspective in the Czech Republic. *Equilibrium. Quarterly Journal of Economics and Economic Policy*, 16(3), 679–695. doi: 10.24136/eq.2021.025.
- Behera, M. P., & Mishra, V. (2017). Impact of store location and layout on consumer purchase behavior in organized retail. *Anvesha*, 10(1), 10–21.
- Bell, D., Gallino, S., Moreno, A., Yoder, J., & Ueda, D. (2018). The store is dead-long live the store. *MIT Sloan Management Review*, Spring, 1–8.
- Bhardwaj, V., & Fairhurst, A. (2010). Fast fashion: response to changes in the fashion industry. *International Review of Retail, Distribution and Consumer Research*, 20(1), 165–173. doi: 10.1080/09593960903498300.
- Blasi, S., Brigato, L., & Sedita, S. R. (2020). Eco-friendliness and fashion perceptual attributes of fashion brands: an analysis of consumers' perceptions based on twitter data mining. *Journal of Cleaner Production*, 244, 118701. doi: 10.1016/j.jclepro.2019.118701.
- Blazquez, C. M., Henninger, C. E., Alexander, B., & Franquesa, C. (2020). Consumers' knowledge and intentions towards sustainability: a Spanish fashion perspective. *Fashion Practice*, 12, 34–54. doi: 10.1080/17569370.2019.1669326.
- Bloemer, J., & Odekerken-Schroeder, G. (2002). Store satisfaction and store loyalty explained by customer-and store-related factors. *Journal of Consumer Satisfaction*, 15, 68–80.
- Bodor, E. K., Pop, R. A., Băbuț, R., & Dabija, D. C. (2021). Does corporate sustainability generate loyalty towards fast fashion retailers? An empirical investigation. In R. Pamfilie, V. Dinu, L. Tăchiciu, D. Pleșea & C. Vasiliu, C. (Eds.). *7<sup>th</sup> BASIQ international conference on new trends in sustainable business and consumption. Foggia, Italy, 3-5 June 2021* (pp. 801–910). Bucharest: ASE.
- Bonetti, F., & Perry, P. (2017). A review of consumer-facing digital technologies across different types of fashion store formats. In *Advanced fashion technology and operations management* (pp. 137–163). IGI Global. doi: 10.4018/978-1-5225-1865-5.ch006.
- Boulay, J., de Faultrier, B., Feenstra, F., & Muzellec, L. (2014). When children express their preferences regarding sales channels: online or offline or online and offline? *International Journal of Retail & Distribution Management*, 42(11/12), 1018–1031. doi: 10.1108/IJRDM-05-2014-0055.
- Brandtner, P., Darbanian, F., Falatouri, T., & Udokwu, C. (2021). Impact of COVID-19 on the customer end of retail supply chains: a big data analysis of consumer satisfaction. *Sustainability*, 13, 1464. doi: 10.3390/su13031464.

- Bui, T. L. H. (2019). Fast fashion store image, customer satisfaction and loyalty on the young Vietnamese perspective. *International Journal of Systems and Service-Oriented Engineering*, 9(1), 34–45. doi: 10.4018/IJSSOE.2019010101.
- Bui, T. T., Nguyen, H. T., & Khuc, L. D. (2021). Factors affecting consumer's choice of retail store chain: empirical evidence from Vietnam. *Journal of Asian Finance, Economics and Business*, 8(4), 571–580. doi: 10.13106/jafeb.2021.
- Burlison, J., & Oe, H. (2018). A discussion framework of store image and patronage: a literature review. *International Journal of Retail & Distribution Management*, 46(7), 705–724. doi: 10.1108/IJRDM-11-2017-0275.
- Byun, S. E., & Sternquist, B. (2011). Fast fashion and in-store hoarding: the drivers, moderator, and consequences. *Clothing & Textiles Research Journal*, 29(3), 187–201. doi: 10.1177/0887302X11411709.
- Chan, T., & Wong, C. W. Y. (2012). The consumption side of sustainable fashion supply chain: understanding fashion consumer eco-fashion consumption decision. *Journal of Fashion Marketing and Management*, 16(2), 193–215. doi: 10.1108/13612021211222824.
- Chang, H. J. J., & Jai, T. M. C. (2015). Is fast fashion sustainable? The effect of positioning strategies on consumers' attitudes and purchase intentions. *Social Responsibility Journal*, 11(4), 853–867. doi: 10.1108/SRJ-07-2014-0095.
- Chang, H. J., Cho, H. J., Turner, T., Gupta, M., & Watchravesringkan, K. (2015). Effects of store attributes on retail patronage behaviors: evidence from active-wear specialty stores. *Journal of Fashion Marketing and Management*, 19(2), 136–153. doi: 10.1108/JFMM-03-2014-0019.
- Chaturvedi, P., Kulshreshtha, K., & Tripathi, V. (2020). Investigating the determinants of behavioral intentions of generation Z for recycled clothing: an evidence from a developing economy. *Young Consumers*, 21(4), 403–417. doi: 10.1108/YC-03-2020-1110
- Chin, W. W. (1998). *The partial least squares approach for structural equation modeling*. London: Sage.
- Choi, T. M., Liu, N., Liu, S. C., Mak, J., & To, Y. T. (2010). Fast fashion brand extensions: an empirical study of consumer preferences. *Brand Management*, 17(7), 472–487. doi: 10.1057/bm.2010.8.
- Chowdhury, J., Reardon, J., & Srivastava, R. 1998. Alternative modes of measuring store patronage: an empirical assessment of structured versus unstructured measures. *Journal of Marketing Theory and Practice*, 6, 72–86. doi: 10.1080/10696679.1998.11501797.
- Colucci, M., & Scarpi, D. (2013). Generation Y: evidences from the fast-fashion market and implications for targeting. *Journal of Business Theory and Practice*, 1(1), 1–7. doi: 10.22158/jbtp.v1n1p1.
- Cook, S. C., & Yurchisin J. (2017). Fast fashion environments: consumer's heaven or retailer's nightmare? *International Journal of Retail & Distribution Management*, 45(2), 143–157. doi: 10.1108/IJRDM-03-2016-0027.
- Cortez, M. A., Tu, N. T., Van Anh, D., Ng, B. Z., & Vegafria, E. (2014). Fast fashion quadrangle: an analysis. *Academy of Marketing Studies Journal*, 18(1), 1–18.

- Coskun, M., Gupta, S., & Burnaz, S. (2020). Store disorderliness effect: shoppers' competitive behaviours in a fast-fashion retail store. *International Journal of Retail & Distribution Management*, 48(7), 763–779. doi: 10.1108/IJRDM-06-2019-0193.
- Cronin, J. J., Brady, M. K., & Hult, G. T. M. (2000). Assessing the effects of quality, value, and customer satisfaction on consumer behavioral intentions in service environments. *Journal of Retailing*, 76(2), 193–218. doi:10.1016/s0022-4359(00)00028-2.
- Cuesta-Valiño, P., Rodríguez, P. G., & Núñez-Barriopedro, E. (2019). The impact of corporate social responsibility on customer loyalty in hypermarkets: a new socially responsible strategy. *Corporate Social Responsibility and Environmental Management*, 26, 761–769. doi: 10.1002/csr.1718.
- Da Giau, A., Macchion, L., Caniato, F., Caridi, M., Danese, P., Rinaldi, R., & Vinelli, A. (2016). Sustainability practices and web-based communication: an analysis of the Italian fashion industry. *Journal of Fashion Marketing and Management*, 20(1), 72–88. doi: 10.1108/JFMM-07-2015-006.
- Dabija, D. C., & Băbut, R. (2014). Empirical study on the impact of service, communication and corporate social responsibility on the image of Romanian retail brands. *Procedia Social and Behavioral Sciences*, 109, 906–912. doi: 10.1016/j.sbspro.2013.12.563.
- Dabija, D. C., & Băbuț, R. (2019). Enhancing apparel store patronage through retailers' attributes and sustainability. A generational approach. *Sustainability*, 11(17), 4532. doi: 10.3390/su11174532.
- Dabija, D. C., Bejan, B., & Dinu, V. (2019). How sustainability oriented is generation Z in retail? A literature review. *Transformations in Business & Economics*, 18(47), 140–155.
- Dabija, D. C., Bejan, B., & Grant, D. (2018a). The impact of consumer green behaviour on green loyalty among retail formats: a Romanian case study. *Moravian Geographical Reports*, 26(3), 173–185. doi: 10.2478/mgr-2018-0014.
- Dabija, D. C., Cheben, J., & Lancaric, D. (2017). Cross-cultural investigation of Consumers' generations attitudes towards purchase of environmentally friendly products in apparel retail. *Studies in Business and Economics*, 12(3), 27–42. doi: 10.1515/sbe-2017-0034.
- Dabija, D. C., Pop, N. A., & Postelnicu, C. (2016). Ethics of the garment retail within the context of globalization and sustainable development. *Industria Textilă*, 67(4), 270–279.
- Dabija, D. C., Pop, N. A., & Szentesi, S. (2014). A customer-oriented perspective on retail brand equity in the fashion industry. *Industria Textilă*, 65(1), 37–46.
- Dabija, D. C., Postelnicu, C., & Dinu, V. (2018b). Cross-generational investigation of ethics and sustainability. Insights from Romanian retailing. In S. O. Idowu, C. Sitnikov, D. Simion & C. Bocean (Eds.). *Current issues in corporate social responsibility. An international consideration* (pp. 141–163). Cham: Springer International Publishing. doi: 10.1007/978-3-319-70449-4\_10.

- Dang, V. T., Nguyen, N., & Pervan, S. (2020). Retailer corporate social responsibility and consumer citizenship behavior: the mediating roles of perceived consumer effectiveness and consumer trust. *Journal of Retailing and Consumer Services*, 55, 102082. doi: 10.1016/j.jretconser.2020.102082.
- Daultani, Y., Goyal, K., & Pratap, S. (2020). An empirical investigation of the relationship between store attributes and customer satisfaction: a retail operations perspective. *Operations and Supply Chain Management: An International Journal*, 14(1), 100–110. doi: 10.31387/oscm0440289.
- de Oliveira, L. G., Miranda, F. G., & de Paula Dias, M. A. (2022). Sustainable practices in slow and fast fashion stores: what does the customer perceive? *Cleaner Engineering and Technology*, 6, 100413. doi: 10.1016/j.clet.2022.100413.
- Del Bosque, I. A. R., San Martín, H., & Collado, J. (2006). The role of expectations in the consumer satisfaction formation process: empirical evidence in the travel agency sector. *Tourism Management*, 27(3), 410–419. doi: 10.1016/j.tourman.2004.10.006.
- Deng, X., & Xu, Y. (2017). Consumers' responses to corporate social responsibility initiatives: the mediating role of consumer–company identification. *Journal of Business Ethics*, 142, 515–526. doi: 10.1007/s10551-015-2742-x.
- Diallo, M. F., Diop-Sall, F., Djelassi, S., & Godefroit-Winkel, D. (2018). How shopping mall service quality affects customer loyalty across developing countries: the moderation of the cultural context. *Journal of International Marketing*, 26(4), 69–84. doi: 10.1177/1069031X18807473.
- Diddi, S., & Yan, R.N. (2019). Consumer perceptions related to clothing repair and community mending events: a circular economy perspective. *Sustainability*, 11(19), 5306. doi: 10.3390/su11195306.
- Djamasbi, S., Siebel, M., Skorinko, J., & Tellis T. (2011). Online viewing and aesthetic preferences of generation Y and the baby boom generation: esting user web site experience through eye tracking. *International Journal of Electronic Commerce*, 15(4), 121–157. doi: 10.2753/JEC1086-4415150404.
- Donnelly, S., Gee, L., & Silva, E. S. (2020). UK mid-market department stores: is fashion product assortment one key to regaining competitive advantage? *Journal of Retailing and Consumer Services*, 54, 102043. doi: 10.1016/j.jretconser.2020.102043.
- Doster, S., & Leigh, S. (2013). Perceived trustworthiness of online shops. *Journal of Consumer Behavior*, 12, 267–279. doi: 10.1002/cb.235.
- Elg, U., & Hultman, J. (2016). CSR: retailer activities vs consumer buying decisions. *International Journal of Retail and Distribution Management*, 44(6), 640–657. doi: 10.1108/IJRDM-10-2015-0155.
- Ersoy, A. B., & Fu, S. (2021). The effect of sustainable marketing on millennials' attitudes and behavior in the fast fashion industry. *American International Journal of Business Management*, 4(6), 79–98.
- Euromonitor (2022). The state of fashion 2022: an uneven recovery and new frontiers state of fashion. McKinsey. Retrieved from <https://www.euromonitor.com/apparel-and-footwear-in-romania/report#> (1.04.2022).

- Ferdows, K., Lewis, M., & Machuca, J. D. (2003). Zara. *Supply Chain Forum: An International Journal*, 4(2), 62–67. doi: 10.1080/16258312.2003.11517121.
- Furoida, F., & Maftukhah, I. (2018). The influence of service quality and store atmosphere on customer loyalty through customer satisfaction. *Management Analysis Journal*, 7(2), 162–170. doi: 10.9744/jmk.19.2.106-111.
- Gabrielli, V., Baghi, I., & Codeluppi, V. (2013). Consumption practices of fast fashion products: a consumer-based approach. *Journal of Fashion Marketing and Management: An International Journal*, 17(2), 206–224. doi: 10.1108/JFM-M-10-2011-0076.
- Gajdosikova, D., & Valaskova, K. (2022). The impact of firm size on corporate indebtedness: a case study of Slovak enterprises. *Folia Oeconomica Stetinensia*, 22(1), 63–84. doi: 10.2478/fofi-2022-0004.
- Gam, H. (2011). Are fashion conscious consumers more likely to adopt eco-friendly clothing? *Journal of Fashion Marketing and Management*, 15, 178–193. doi: 10.1108/13612021111132627.
- Gandhi, A., & Bhattacharya, S. (2021). Factors influencing purchase intention of store brands in organised fashion retail. *International Journal of Marketing and Retailing*, 12(4), 414–430. doi: 10.1504/IJEMR.2021.118307.
- Giovanis, A. N., & Athanasopoulou, P. (2016). Drivers of customer loyalty in fast fashion retailing: do they vary across customers? In *EuroMed Research Business Institute, 9<sup>th</sup> annual conference of the Euromed Academy of Business, Poland, 14-16.9.2016* (pp. 863-873). Warsaw: EuroMed Press.
- Godefroit-Winkel, D., Schill, M., & Diop-Sall, F. (2021). Does environmental corporate social responsibility increase consumer loyalty? *International Journal of Retail & Distribution Management*. Advance online publication. doi: 10.1108/IJRDM-08-2020-0292.
- Gurău, C. (2012). A life-stage analysis of consumer loyalty profile: comparing generation X and millennial consumers. *Journal of Consumer Marketing*, 29(2), 103–113. doi: 10.1108/07363761211206357.
- Hair, J. F., Black, W. C., & Babin, B. J. (2010). *Multivariate data analysis: a global perspective*. Cengage: Cengage Learning.
- Hair, J. F., Hult, G. T. M., Ringle, C. M., & Sarstedt M. (2017). *A primer on Partial Least Squares Structural Equation Modeling (PLS-SEM)*. Thousand Oaks: Sage.
- Hair, J. F., Ringle, C., & Sarstedt, M. (2011). PLS-SEM: indeed, a silver bullet. *Journal of Marketing Theory and Practice*, 19, 139–151. doi: 10.2753/MTP1069-6679190202.
- Hair, J. F., Sarstedt, M., Hopkins, L., & Kuppelwieser, V. G. (2014). Partial least squares structural equation modeling (PLS-SEM): an emerging tool in business research. *European Business Review*, 26, 106–121. doi: 10.1108/EBR-10-2013-0128.
- Han, S. L. C., Henninger, C. E., Apeageyi, P., & Tayler, D. (2017). Determining effective sustainable fashion communication strategies. In C. E. Henninger, P. J. Alevizou, H. Goworek & D. Ryding (Eds.). *Sustainability in fashion: a cradle to upcycle approach* (pp. 127–149). Cham: Palgrave Macmillan.

- Han, T.-I., & Stoel, L. (2017). Explaining socially responsible consumer behavior: a meta-analytic review of theory of planned behavior. *Journal of International Consumer Marketing*, 29(2), 91–103. doi: 10.1080/08961530.2016.1251870.
- He, H., & Li, Y. (2011). CSR and service brand: the mediating effect of brand identification and moderating effect of service quality. *Journal of Business Ethics*, 100, 673–688. doi: 10.1007/s10551-010-0703-y.
- Henninger, C. E., & Singh, P. (2017). Ethical consumption patterns and the link to purchasing sustainable fashion. In C. E. Henninger, P. J. Alevizou, H. Goworek & D. Ryding (Eds.). *Sustainability in fashion: a cradle to upcycle approach* (pp. 103–126). Cham: Palgrave Macmillan.
- Henseler, J. C., Ringle, M., & Sarstedt, M. (2014). A new criterion for assessing discriminant validity in variance-based structural equation modeling. *Journal of the Academy of Marketing Science*, 43(1), 115–135. doi: 10.1007/s11747-014-0403-8.
- Henseler, J., & Sarstedt, M. (2013). Goodness-of-fit indices for partial least squares path modeling. *Computer Statistics*, 28(2), 565–580, doi: 10.1007/s00180-012-0317-1.
- Henseler, J., Ringle, C. M., & Sarstedt, M. (2012). Using partial least squares path modeling in international advertising research: basic concepts and recent issues. In S. Okazaki (Ed.). *Handbook of research in international advertising* (pp. 252–276). Cheltenham: Edward Elgar Publishing.
- Heo, J., & Muralidharan, S. (2019). What triggers young millennials to purchase eco-friendly products?: the interrelationships among knowledge, perceived consumer effectiveness, and environmental concern. *Journal of Marketing Communications*, 25(4), 421–437. doi: 10.1080/13527266.2017.1303623
- Hill, J., & Lee, H. (2015). Sustainable brand extensions of fast fashion retailers. *Journal of Fashion Marketing Management*, 19(2), 205–222. doi: 10.1108/JFM M-09-2012-0056.
- Hsu, M. K., Huang, Y., & Swanson, S. (2010). Grocery store patronage, travel distance, satisfaction and behavioral intentions: evidence from a Midwest College Town. *International Journal of Retail & Distribution Management*, 38, 115–132. doi: 10.1108/09590551011020129.
- Hu, H., & Jasper, C. R. (2006). Social cues in the store environment and their impact on store image. *International Journal of Retail & Distribution Management*, 34, 1, 25–48. doi: 10.1108/09590550610642800.
- Hung, S. W., Cheng M. J., & Chiu, P. C. (2019). Do antecedents of trust and satisfaction promote consumer loyalty in physical and virtual stores? A multi-channel view. *Service Business*, 13, 1–23. doi: 10.1007/s11628-018-0364-y.
- Hussain, R., & Ali, M. (2015). Effect of store atmosphere on consumer purchase intention. *International Journal of Marketing Studies*, 7(2), 35–43. doi: 10.5539/ijms.v7n2p35.
- Iglesias, O. S., Bagherzadeh, M., & Singh, J. J. (2020). Co creation: a key link between corporate social responsibility, customer trust, and customer loyalty. *Journal of Business Ethics*, 163, 1–16. doi: 10.1007/s10551-018-4015-y.



- INS (2019). National Institute of Statistics. Online Database. Retrieved from <http://statistici.insse.ro:8077/tempo-online/> (18.03.2019).
- Jang, J. Y., Baek, E., & Choo, H. J. (2018). Managing the visual environment of a fashion store: effects of visual complexity and order on sensation-seeking consumers. *International Journal of Retail & Distribution Management*, 46(2), 210–226. doi: 10.1108/IJRDM-03-2017-0050.
- Jaravaza, D. C., & Chitando, P. (2013). The role of store location in influencing customers' store choice. *Journal of Emerging Trends in Economics and Management Sciences*, 4(3), 302–307. doi: 10.520/EJC139007.
- Johnstone, L., & Lindh, C. (2022). Sustainably sustaining (online) fashion consumption: using influencers to promote sustainable (un) planned behaviour in Europe's millennials. *Journal of Retailing and Consumer Services*, 64, 102775. doi: 10.1016/j.jretconser.2021.102775.
- Joung, H. M. (2014). Fast-fashion consumers' post-purchase behaviours. *International Journal of Retail and Distribution Management*, 42(8), 688–697.
- Jung, J., Kim, S. J., & Kim, K. H. (2020). Sustainable marketing activities of traditional fashion market and brand loyalty. *Journal of Business Research*, 120, 294–301. doi: 10.1016/j.jbusres.2020.04.019
- Khan, N., Hui, L. H., Chen, T. B., & Hoe, H. Y. (2016). Impulse buying behaviour of generation y in fashion retail. *International Journal of Business and Management*, 11(1), 144–151. doi: 10.5539/ijbm.v11n1p144.
- Kim J., Jin B., & Swinney, J. L. (2009). The role of e-tail quality, e-satisfaction and e-trust in online loyalty development process. *Journal of Retailing and Consumer Services*, 16(4), 239–247. doi: 10.1016/j.jretconser.2008.11.019.
- Kim, Y., & Oh, K. W. (2020). Which consumer associations can build a sustainable fashion brand image? Evidence from fast fashion brands. *Sustainability*, 12, 1703. doi: 10.3390/su12051703.
- Knittel, Z., Beurer, K., & Berndt, A. (2016). Brand avoidance among Generation Y consumers. *Qualitative Market Research*, 19(1), 27–43. doi: 10.1108/QMR-03-2015-0019.
- Krasonikolakis, I., Vrechopoulos, A., Pouloudi, A., & Dimitriadis, S. (2018). Store layout effects on consumer behavior in 3D online stores. *European Journal of Marketing*, 52(5/6), 1223–1256. doi: 10.1108/EJM-03-2015-0183.
- Kurtuluş, K., & Ertekin, Z. Ö. (2015). Consumers' attitude to and choice of store brands in fashion apparel: role of gender and shopping style. *METU Studies in Development*, 42, 1–28.
- Ladhari, R., Gonthier, J., & Lajante, M. (2019). Generation Y and online fashion shopping: orientations and profiles. *Journal of Retailing and Consumer Services*, 48, 113–121. doi: 10.1016/j.jretconser.2019.02.003.
- Le Bon, C. (2014). *Fashion marketing: influencing consumer choice and loyalty with fashion products*. London: Business Expert Press.
- Lee, M. S., Seifert, M., & Cherrier, H. (2017). Anti-consumption and governance in the global fashion industry: transparency is key. In *Governing corporate social responsibility in the apparel industry after Rana Plaza* (pp. 147–174). New York: Palgrave Macmillan.

- Lissitsa, S., & Kol, O. (2016). Generation x vs. generation y - a decade of online shopping. *Journal of Retailing and Consumer Services*, 31, 304–312. doi: 10.1016/j.jretconser.2016.04.015.
- Lucia-Palacios, L., Perez-Lopez, R., & Polo-Redondo, Y. (2016). Cognitive, affective and behavioural responses in mall experience: a qualitative approach. *International Journal of Retail and Distribution Management*, 44(1), 4–21. doi: 10.1108/IJRDM-05-2014-0061.
- Makgopa, A. S. (2018). The importance of store attributes on university students' clothing store selection. *Journal of Business and Retail Management Research*, 12(4), 134–142. doi: 10.24052/JBRMR/V12IS04/ART-14.
- Malik, N. V. (2015). Store image attributes affecting retail shopping preference: an empirical study. *Journal of Advances in Business Management*, 1(3), 237–246. doi: 10.14260/jadbm/2015/27.
- Mannheim, K. (1952). The problem of generations. In P. Kecskemeti (Ed.), *Essays on the sociology of knowledge* (pp. 76–322). London: Routledge & Kegan Paul.
- Marques, A. D., Marques, A., & Ferreira, F. (2020). Homo Sustentabilis: circular economy and new business models in fashion industry. *SN Applied Sciences*, 2, 306. doi: 10.1007/s42452-020-2094-8.
- Mason, M. C., Pauluzzo, R., & Umar, R. M. (2022). Recycling habits and environmental responses to fast-fashion consumption: enhancing the theory of planned behavior to predict Generation Y consumers' purchase decisions. *Waste Management*, 139, 146–157. doi: 10.1016/j.wasman.2021.12.012.
- Matute-Vallejo, J., Bravo, R., & Pina, J. M. (2011). The influence of corporate social responsibility and price fairness on customer behaviour: evidence from the financial sector. *Corporate Social Responsibility and Environmental Management*, 18, 317–331. doi: 10.1002/csr.247.
- Mehrabian, A., & Russell, J. A. (1974). *An approach to environmental psychology*. Cambridge: MIT Press.
- Mehrjoo, M., & Pasek, Z. J. (2014). Impact of product variety on supply chain in fast fashion apparel industry. *Procedia CIRP*, 17, 296–301. doi: 10.1016/j.procir.2014.01.082.
- Miquel-Romero, M. J., Frassetto, M., & Molla-Descals, A. (2020). The role of the store in managing postpurchase complaints for omnichannel shoppers. *Journal of Business Research*, 109, 288–296. doi: 10.1016/j.jbusres.2019.09.057.
- Moisescu, O. I., & Gică, O. A. (2020). The impact of environmental and social responsibility on customer loyalty: a multigroup analysis among generations X and Y. *International Journal of Environmental Research and Public Health*, 17, 6466. doi: 10.3390/ijerph17186466.
- Moisescu, O. I. (2018). From perceptual corporate sustainability to customer loyalty: a multi-sectorial investigation in a developing country. *Economic Research-Ekonomska Istrazivanja*, 31, 55–72. doi: 10.1080/1331677X.2017.1421998.
- Mrad, M., Majdalani, J., Cui, C. C., & El Khansa, Z. (2020). Brand addiction in the contexts of luxury and fast-fashion brands. *Journal of Retailing and Consumer Services*, 55, 102089. doi: 10.1016/j.jretconser.2020.102089.

- Musova, Z., Musa, H., Drugdova, J., Lazaroiu, G., & Alayasa, J. (2021). Consumer attitudes towards new circular models in the fashion industry. *Journal of Competitiveness*, 13(3), 111–128. doi: 10.7441/joc.2021.03.07.
- Nguyen, S., & Ha, T. (2021). Predictors of fast-fashion-oriented impulse buying: the case of Vietnamese millennials. *Management Science Letters*, 11(7), 2021–2032. doi: 10.5267/j.msl.2021.3.007.
- Niinimäki, K. (2010). Eco-clothing, consumer identity and ideology. *Sustainable Development*, 18(3), 150–162. doi: 10.1002/sd.455.
- Niinimäki, K. (2015). Ethical foundations in sustainable fashion. *Textile and Clothing Sustainability*, 1, 3. doi: 10.1186/s40689-015-0002-1.
- Niinimäki, K., Peters, G., Dahlbo, H., Perry, P., Rissanen, T., & Gwilt, A. (2020). The environmental price of fast fashion. *Nature Reviews Earth & Environment*, 1(4), 189–200. doi: 10.1038/s43017-020-0039-9.
- Nilsson, E., Marell, A., Nordvall, A. C., & Gärling, T. (2015). Who shops groceries where and how? – the relationship between choice of store format and type of grocery shopping. *International Review of Retail, Distribution and Consumer Research*, 25, 1, 1–19. doi: 10.1080/09593969.2014.940996.
- Öberseder, M., Schlegelmilch, B. B., Murphy, P. E., & Gruber, V. (2014). Consumers' perceptions of corporate social responsibility: scale development and validation. *Journal of Business Ethics*, 124, 101–115. doi: 10.1007/s10551-013-1787-y.
- Ochoa, L. M. C. (2011). Will 'eco-fashion' take off? A survey of potential customers of organic cotton clothes in London. Retrieved from <http://publicaciones.efait.edu.co/index.php/administer/article/view/188> (1.04.2022).
- Pan, Y., & Zinkhan, G. W. (2006). Determinants of retail patronage: a meta-analytical perspective. *Journal of Retailing*, 82(3), 229–243. doi: 10.1016/j.jretai.2005.11.008.
- Parker, C. J., & Kuo, H. Y. (2021). What drives generation-y women to buy fashion items online? *Journal of Marketing Theory and Practice*, 30(3), 279–294. doi: 10.1080/10696679.2021.1934877.
- Parment, A. (2013). Generation Y vs. baby boomers: shopping behavior, buyer involvement and implications for retailing. *Journal of Retailing and Consumer Services*, 20(2), 189–199. doi: 10.1016/j.jretconser.2012.12.001.
- Pauluzzo, R., & Mason, M. C. (2021). A multi-dimensional view of consumer value to explain socially responsible consumer behavior: a fuzzy-set analysis of generation Y's fast-fashion consumers. *Journal of Marketing Theory and Practice*, 30(2), 191–212. doi: 10.1080/10696679.2021.1908146.
- Pedersen, E. R. G., Gwozdz, W., & Hvass, K. K. (2018). Exploring the relationship between business model innovation, corporate sustainability, and organizational values within the fashion industry. *Journal of Business Ethics*, 149(2), 267–284. doi: 10.1007/s10551-016-3044-7.
- Pookulangara, S., & Shephard, A. (2013). Slow fashion movement: understanding consumer perceptions. An exploratory study. *Journal of Retailing and Consumer Services*, 20, 200–206. doi: 10.1016/j.jretconser.2012.12.002.

- Rausch, T. M., Baier, D., & Wening, S. (2021). Does sustainability really matter to consumers? Assessing the importance of online shop and apparel product attributes. *Journal of Retailing and Consumer Services*, 63, 102681. doi: 10.1016/j.jretconser.2021.102681.
- Rese, A., Schlee, T., & Baier, D. (2019). The need for services and technologies in physical fast fashion stores: generation Y's opinion. *Journal of Marketing Management*, 35(15-16), 1437–1459. doi: 10.1080/0267257X.2019.1665087.
- Rutter, C., Armstrong, K., & Cano, M. B. (2017). The epiphanic sustainable fast fashion epoch. In C. E. Henninger, P. J. Alevizou, H. Goworek & D. Ryding (Eds.). *Sustainability in fashion: a cradle to upcycle approach* (pp. 11–30). Heidelberg: Springer.
- Saber, M., & Weber, A. (2019). How do supermarkets and discounters communicate about sustainability? A comparative analysis of sustainability reports and in-store communication. *International Journal of Retail & Distribution Management*, 47(11), 1181–1202. doi: 10.1108/IJRDM-08-2018-0156.
- Sádaba, T., San Miguel, P., & Gargoles, P. (2019). Communication crisis in fashion: from the Rana Plaza Tragedy to the Bravo Tekstil factory crisis. In *International conference on fashion communication: between tradition and future digital developments* (pp. 259–275). Cham: Springer.
- Sarstedt, M., Ringle, C. M., & Hair, J. F. (2017). Partial Least Squares Structural Equation Modeling. In C. Homburg, M. Klarmann & A. Vomberg (Eds.). *Handbook of market research* (pp. 1–40). Cham: Springer. doi: 10.1007/978-3-319-05542-8\_15-1.
- Selnes, F. (1993). An examination of the effect of product performance on brand reputation, satisfaction, and loyalty. *European Journal of Marketing*, 27(9), 19–35. doi: 10.1108/03090569310043179.
- Sen, S., & Bhattacharya, C. B. (2001). Does doing good always lead to doing better? Consumer reactions to corporate social responsibility. *Journal of Marketing Research*, 38, 225–243. doi: 10.1509/jmkr.38.2.225.1883.
- Sethuraman, R., Gázquez-Abad, J. C., & Martínez-López, F. J. (2022). The effect of retail assortment size on perceptions, choice, and sales: review and research directions. *Journal of Retailing*, 98(1), 24–45. doi: 10.1016/j.jretai.2022.01.001.
- Setiasih, S., & Soemartono, T. (2017). The impact of generation X, Y, Z and lifestyle in selecting preference retail mediated by brand image variable. *International Journal of u- and e- Service, Science and Technology*, 10(8), 137–154. doi: 10.14257/ijunesst.2017.10.8.13.
- Shen, B. (2014). Sustainable fashion supply chain: lessons from H&M. *Sustainability*, 6(9), 6236. doi: 10.3390/su6096236.
- Sivadas, E., & Baker-Prewitt, J. (2000). An examination of the relationship between service quality, customer satisfaction, and store loyalty. *International Journal of Retail & Distributions Management*, 28(2), 73–82. doi: 10.1108/09590550010315223.

- Soares, R. R., Zhang, T. T. C., Proença, J. F., & Kandampully J. (2017). Why are generation Y consumers the most likely to complain and repurchase? *Journal of Service Management*, 28(3), 520–540. doi: 10.1108/JOSM-08-2015-0256.
- Sorensen, K., & Jorgensen, J. J. (2019). Millennial perceptions of fast fashion and second-hand clothing: an exploration of clothing preferences using Q methodology. *Social Sciences*, 8(9), 90244. doi: 10.3390/socsci8090244.
- Stanton, J. L. (2018). A brief history of food retail. *British Food Journal*, 120(1), 172–180. doi: 10.1108/BFJ-01-2017-0033.
- Statista (2021). *eCommerce report 2021 – fashion. Statista digital market outlook – Segment Report*.
- Strähle, J., & Hohls, R. (2018). In-store music in fashion stores. In J. Strähle (Ed.). *Fashion & music. Springer series in fashion business* (pp. 71–92). Singapore: Springer. doi: 10.1007/978-981-10-5637-6\_5.
- Strähle, J., Will, C., & Freise, M. (2015). Communication of sustainability at European fashion online shops. *International Journal of Economics, Commerce and Management*, 3(7), 71–86.
- Streicher, M. C., Estes, Z., & Büttner O. B. (2021). Exploratory shopping: attention affects in-store exploration and unplanned purchasing. *Journal of Consumer Research*, 48(1), 51–76. doi: 10.1093/jcr/ucaa054.
- Streimikiene, D., & Ahmed, R. R. (2021). The integration of corporate social responsibility and marketing concepts as a business strategy: evidence from SEM-based multivariate and Toda-Yamamoto causality models. *Oeconomia Copernicana*, 12(1), 125–157. doi: 10.24136/oc.2021.006.
- Stringer, T., Mortimer, G., & Payne, A. R. (2020). Do ethical concerns and personal values influence the purchase intention of fast-fashion clothing? *Journal of Fashion Marketing and Management*, 24(1), 99–120. doi: 10.1108/JFMM-01-2019-0011.
- Su, J., & Chang, A. (2018). Factors affecting college students' brand loyalty toward fast fashion a consumer-based brand equity approach. *International Journal of Retail & Distribution Management*, 46(1), 90–107. doi: 10.1108/IJRDM-01-2016-0015.
- Suprpto, W., Indriyani, R., & Santoso, M. (2021). Shopping orientation, status consumption and impuls buying of generation X and Y in purchasing fast fashion products. *Jurnal Manajemen Pemasaran*, 15(2), 110–118. doi: 10.9744/pe.masaran.15.2.110-118.
- Swoboda, B., Pop, N. A., & Dabija, D. C. (2010). Vertical alliances between retail and manufacturer companies in the fashion industry. *Amfiteatru Economic*, 12(28), 634–649.
- Szostek, D., Balcerzak, A. P., & Rogalska, E. (2020). The relationship between personality, organizational and interpersonal counterproductive work challenges in industry 4.0. *Acta Montanistica Slovaca*, 25(4), 577–592. doi: 10.46544/AMS.v25i4.11.

- Szostek, D., Balcerzak, A. P., & Rogalska, E. (2022). The impact of personality traits on subjective categories of counterproductive work behaviors in Central European environment. *Transformations in Business & Economics*, 21, 2(56), 163–180.
- Tabassum, S., Khwaja, M. G., & Zaman, U. (2020). Can narrative advertisement and eWOM influence generation z purchase intentions? *Information*, 11(12), 20545. doi: 10.3390/info11120545.
- Theodoridis, P. K., & Chatzipanagiotou, K. C. (2009). Store image attributes and customer satisfaction across different customer profiles within the supermarket sector in Greece. *European Journal of Marketing*, 43(5/6), 708–734. doi: 10.1108/03090560910947016.
- Thomas, S. (2013). Linking customer loyalty to customer satisfaction and store image: a structural model for retail stores. *Decision*, 40(1-2), 15–25. doi: 10.1007/s40622-013-0007-z.
- Utby Nerac, A., & Niemi, V. (2021). I would not buy from that brand! A comparative study of generation X, Y, and Z's brand avoidance behaviours towards fast fashion brands. Retrieved from <http://www.diva-portal.org/smash/record.jsf?pid=diva2%3A1563778&dsid=-968> (1.04.2022).
- Vajkai Kovács, É., & Zsóka, Á. (2020). Brand avoidance behaviour of gen Z towards fast fashion brands. *Budapest Management Review*, 51(5), 39–50. doi: 10.14267/veztud.2020.05.04.
- Valaskova, K., Durana, P., & Adamko, P. (2021). Changes in consumers' purchase patterns as a consequence of the COVID-19 pandemic. *Mathematics*, 9(15), 1788. doi: 10.3390/math9151788.
- Van den Bergh, J., & Pallini, K. (2018). Marketing to generation Z. *Research World*, 70, 18–23. doi: 10.1002/rwm3.20660.
- Vătămănescu, E. M., Dabija, D. C., Gazzola, P., Cegarra-Navarro, J. G., & Buzzi, T. (2021). Before and after the outbreak of COVID-19: linking fashion companies' corporate social responsibility approach to consumers' demand for sustainable products. *Journal of Cleaner Production*, 321, 128945. doi: 10.1016/j.jclepro.2021.128945.
- Vehmas, K., Raudaskoski, A., Heikkilä, P., Harlin, A., & Mensonen, A. (2018). Consumer attitudes and communication in circular fashion. *Journal of Fashion Marketing and Management*, 22(3), 286–300, doi: 10.1108/JFMM-08-2017-0079.
- Venter de Villiers, M., Visnenza, A., & Phiri, N. (2018). Importance of location and product assortment on flea market loyalty. *Service Industries Journal*, 38(11-12), 650–668. doi: 10.1080/02642069.2017.1410541.
- Vinoth, S., & Balaji, S. G. (2015). Changing consumer behaviour between generation X and generation Y on e-tailing (online shopping) - an empirical study. *International Journal of Business and Administration Research Review*, 2(2), 212–217. doi: 10.1016/j.jretconser.2016.04.015.
- Viswanathan V., & Jain, V. (2013). A dual-system approach to understanding “generation Y” decision making. *Journal of Consumer Marketing*, 30(6), 484–492. doi: 10.1108/JCM-07-2013-0649.

- Vuong, H. G., & Nguyen, M. T. (2018). Factors influencing millennials' purchase intention towards fast fashion products: a case study in Vietnam. *International Journal of Social Science and Humanity*, 8(8), 235–240. doi: 10.18178/ijssh.2018.8.8.967.
- Wöckinger, J. (2020). *Analysis of the store choice of generation Y in the Austrian food retail market*. Doctoral dissertation. Linz: Universität Linz.
- Yasri, Y., Susanto, P., Hoque, M. E., & Gusti, M. A. (2020). Price perception and price appearance on repurchase intention of Gen Y: do brand experience and brand preference mediate? *Heliyon*, 6(11), e05532. doi: 10.1016/j.heliyon.2020.e05532.
- Yoo, B., Donthu, N., & Lee, S. (2000). An examination of selected marketing mix elements and brand equity. *Journal of the Academy of Marketing Science*, 28, 195–211. doi: 10.1177/0092070300282002.
- Yoon, N., Lee, H. K., & Choo, H. J. (2020). Fast fashion avoidance beliefs and anti-consumption behaviors: the cases of Korea and Spain. *Sustainability*, 12, 6907. doi: 10.3390/su12176907.
- Yusof, J. M., Musa, R., & Rahman, S. A. (2012). The effects of green image of retailers on shopping value and store loyalty. *Procedia-Social and Behavioral Sciences*, 50, 710–721. doi: 10.1016/j.sbspro.2012.08.074.
- Zbucea, A., Ivan, L., & Mocanu, R. (2021). Ageing and responsible consumption. *Management Dynamics in the Knowledge Economy*, 9(4), 499–512. doi: 10.2478/mdke-2021-0034.
- Zentes, J., Morschett, D., & Schramm-Klein, H. (2008). Brand personality of retailers: an analysis of its applicability and its effect on store loyalty. *International Review of Retail, Distribution and Consumer Research*, 18(2), 167–184. doi: 10.1080/09593960701868282.
- Zhu, B., Kowatthanakul, S., & Satanasavapak, P. (2020). Generation Y consumer online repurchase intention in Bangkok based on stimulus-organism-response (SOR) model. *International Journal of Retail & Distribution Management*, 48(1), 53–69. doi: 10.1108/IJRDM-04-2018-0071.

## **Acknowledgements**

This work was supported by grants of the Babes-Bolyai University Cluj-Napoca: GS-UBB-FSEGABabutRaluca; GS-UBBFSPACCampianVeronica; GS-UBB-FSEGADabijaDanCristian and a grant of the Romanian Ministry of Education and Research, CNCS - UEFISCDI, project number PN-III-P1-1.1-TE-2021-0795, with- in PNCDI III.

## Annex

**Table 1.** The profile of respondents

Demographics (N=478)		Frequency	Relative Frequency %
<b>Generation</b>	Generation X	131	27.4%
	Generation Y/Millennials	207	43.3%
	Generation Z	140	29.3%
<b>Gender</b>	Male	189	39.5%
	Female	289	60.5%
<b>Education level</b>	High school diploma	189	39.5%
	Professional degree	57	11.9%
	Bachelor and Master's degree	205	42.9%
	Other	27	5.6%

**Table 2.** Scale reliability

Item	Measure	Loading	Cronbach's Alpha	AVE	CR
<b>Store Assortment – AS (Chowdhury <i>et al.</i>, 1998)</b>					
SA1	...always has new fashion, sport and shoe articles.	0.718	0.795	0.548	0.858
SA2	...sells fashion, sport and shoe articles which are important to me as a customer.	0.726			
SA3	...always has innovative fashion, sport and shoe articles.	0.760			
SA4	... has a good assortment of own brands.	0.761			
SA5	... has good quality products	0.737			
<b>Store Communication – SC (Yoo <i>et al.</i>, 2000)</b>					
SC1	... is advertised in a manner that attracts me.	0.799	0.754	0.671	0.859
SC2	...Has credible advertising.	0.850			
SC3	...Has an advertisement that helps me to plan my shopping.	0.807			
<b>Store Location – SL (Anselmsson, 2006)</b>					
SL1	... has the ideal location for me.	0.783	0.783	0.606	0.860
SL2	... is in a good location because in its neighborhood there are also similar stores.	0.704			
SL3	... is in an easily accessible location.	0.799			
SL4	... is in a convenient location.	0.823			
<b>In-Store Ambiance – ISA (Chowdhury <i>et al.</i>, 1998; Dabija and Băbuț, 2019)</b>					
ISA1	... has a layout that helps me find easily what I want.	0.820	0.825	0.655	0.884
ISA2	... offers comfortable and simple products.	0.792			
ISA3	... has a good/pleasant store ambiance.	0.815			
ISA4	... always carries the entire range of products. I never stand in front of an empty shelf.	0.811			
<b>Store Price – PR (Yoon <i>et al.</i>, 2000)</b>					
SP1	... charges good prices in general.	0.812	0.782	0.605	0.860
SP2	... keeps constant and long-term good prices.	0.817			
SP3	... offers a good quality-price ratio.	0.742			
SP4	... charges good prices by comparison with other stores.	0.739			
<b>Store Service – SSV (Chowdhury <i>et al.</i>, 1998)</b>					
SV1	... provides very good service in general.	0.832	0.849	0.688	0.898
SV2	... has friendly employees who are eager to help customers.	0.836			



**Table 2.** Continued

Item	Measure	Loading	Cronbach's Alpha	AVE	CR
SV3	...provides service where my opinion is considered.	0.839			
SV4	...has well-trained and highly qualified employees.	0.809			
<b>Store Satisfaction – SS (Cronin <i>et al.</i>, 2000)</b>					
SS1	...has, in my opinion, reliable products.	0.766	0.865	0.598	0.899
SS2	... It is a safe decision for me.	0.780			
SS3	...fulfills its promise.	0.803			
SS4	...offers products that I am satisfied with.	0.740			
SS5	...has always been for me the right decision.	0.767			
SS6	... is a good choice for me.	0.782			
<b>Fast Fashion Store Loyalty – FFSL (Chowdhury <i>et al.</i>, 1998)</b>					
FFSL1	... is appealing to me.	0.740	0.864	0.597	0.899
FFSL2	...is a store that I would recommend to friends.	0.761			
FFSL3	... is a store that I feel very attached to.	0.726			
FFSL4	...is a store where I enjoy shopping every time.	0.841			
FFSL5	... is a store where I will likely make the next purchase.	0.756			
FFSL6	... is a store where I will go shopping quite frequently in the future.	0.806			
<b>Socio-Environmental Responsibility – SER (Sen and Bhattacharya, 2001; Dabija and Băbuț, 2019)</b>					
SER1	... seem to be responsible toward the environment.	0.760	0.884	0.588	0.909
SER2	... seem to champion noble causes.	0.784			
SER3	... are generally socially responsible.	0.771			
SER4	...are concerned with improving society's welfare.	0.788			
SER5	...live up to high ethical standards.	0.775			
SER6	...are concerned with environment protection.	0.759			
SER7	...protect their employees.	0.728			

**Table 3.** Discriminant validity analyses (Fornell-Larcker)

Construct	FFSL	ISA	SER	CM	SL	SS	SSV	SA	SP
<b>FFSL</b>	<b>0.773</b>								
<b>ISA</b>	0.525	<b>0.810</b>							
<b>SER</b>	0.249	0.171	<b>0.767</b>						
<b>CM</b>	0.470	0.503	0.371	<b>0.819</b>					
<b>SL</b>	0.402	0.434	0.151	0.324	<b>0.779</b>				
<b>SS</b>	0.691	0.552	0.204	0.423	0.432	<b>0.773</b>			
<b>SSV</b>	0.483	0.437	0.205	0.338	0.309	0.510	<b>0.829</b>		
<b>SA</b>	0.519	0.603	0.236	0.466	0.480	0.547	0.460	<b>0.740</b>	
<b>SP</b>	0.434	0.409	0.153	0.341	0.376	0.487	0.448	0.416	<b>0.778</b>

Note: SA: Store Assortment; SP: Store Prices; ISA: In-Store Ambiance/Management; SC: Store Communication; SSV: Store Services; SL: Store Location; SER: Socio-Environmental Responsibility; SS: Store Satisfaction; FFSL: Fast Fashion Store Loyalty.

**Table 4.** Discriminant validity analyses (Heterotrait-Monotrait)

Construct	FFSL	ISA	SER	CM	SL	SS	SSV	SA	SP
<b>FFSL</b>									
<b>ISA</b>	0.617								
<b>SER</b>	0.283	0.194							
<b>CM</b>	0.585	0.637	0.452						
<b>SL</b>	0.485	0.539	0.172	0.416					
<b>SS</b>	0.795	0.654	0.226	0.520	0.523				
<b>SSV</b>	0.562	0.521	0.237	0.426	0.376	0.588			
<b>SA</b>	0.617	0.737	0.282	0.602	0.601	0.651	0.551		
<b>SP</b>	0.528	0.508	0.178	0.442	0.478	0.589	0.542	0.519	

Note: SA: Store Assortment; SP: Store Prices; ISA: In-Store Ambiance/Management; SC: Store Communication; SSV: Store Services; SL: Store Location; SER: Socio-Environmental Responsibility; SS: Store Satisfaction; FFSL: Fast Fashion Store Loyalty.

**Table 5.** Model fit summary

Fit Indicator	Saturated Model	Estimated Model
SRMR	0.055	0.052
D_ULS	2.843	3.603
D_G	0.938	0.961
NFI	0.961	0.957

**Table 6.** The path coefficients of the structural equation model

Paths	Path Coefficients	Standard Deviation	T-Value	P-Value	Hypotheses
SA → SS	0.168	0.050	3.379	0.001****	H1—Confirmed
SP → SS	0.174	0.042	4.118	0.000****	H2—Confirmed
ISA → SS	0.204	0.047	4.328	0.000****	H3—Confirmed
SC → SS	0.071	0.043	1.654	0.090*	H4—Partially confirmed
SSV → SS	0.204	0.043	4.778	0.000****	H5—Confirmed
SL → SS	0.108	0.042	2.574	0.010***	H6—Confirmed
SS → FFSL	0.668	0.030	22.059	0.000****	H7—Confirmed
SER → SS	0.018	0.038	0.481	0.631 <sup>n.s.</sup>	H8—Rejected
SER → FFSL	0.113	0.032	3.484	0.000****	H9—Confirmed

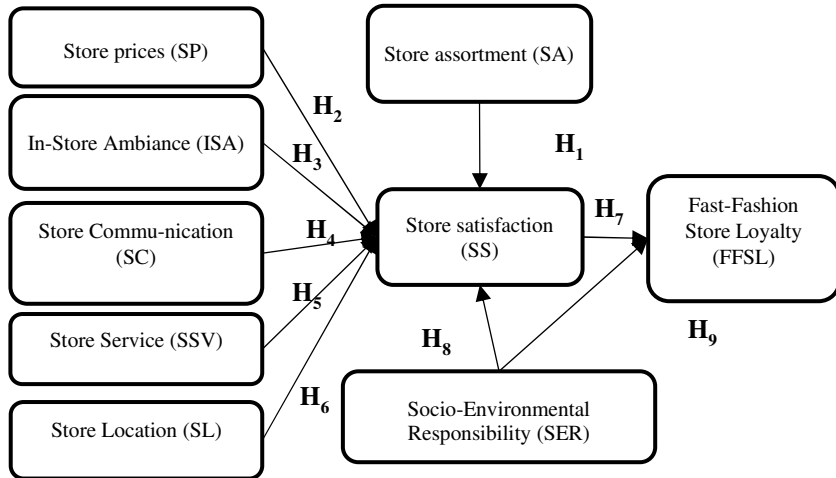
Note: \*  $p < 0.10$ ; \*\*  $p < 0.05$ ; \*\*\*  $p < 0.01$ ; \*\*\*\*  $p < 0.001$ ; <sup>n.s.</sup>: not significant. SA: Store Assortment; SP: Store Prices; ISM: In-Store Ambiance/Management; SC: Store Communication; SSV: Store Services; SL: Store Location; SER: Socio-Environmental Responsibility; SS: Store Satisfaction; FFSL: Fast Fashion Store Loyalty.

**Table 7.** The path coefficients of the structural equation model by generations

	Effects	Path Coeffi-cients	Standard Deviation	T-Value	P-Value	Hypotheses
Generation X	SA → SS	0.147	0.110	1.333	0.183 <sup>n.s.</sup>	H <sub>1a</sub> —Rejected
	SP → SS	0.189	0.099	1.916	0.055*	H <sub>2a</sub> —Partially Confirmed
	ISA → SS	0.275	0.094	2.917	0.004***	H <sub>3a</sub> —Confirmed
	SC → SS	0.092	0.095	0.968	0.333 <sup>n.s.</sup>	H <sub>4a</sub> —Rejected
	SSV → SS	0.168	0.079	2.122	0.034**	H <sub>5a</sub> —Confirmed
	SL → SS	0.025	0.083	0.302	0.762 <sup>n.s.</sup>	H <sub>6a</sub> —Rejected
	SS → FFSL	0.651	0.055	11.911	0.000***	H <sub>7a</sub> —Confirmed
	SER → SS	0.027	0.076	0.358	0.720 <sup>n.s.</sup>	H <sub>8a</sub> —Rejected
	SER → FFSL	0.226	0.062	3.669	0.000***	H <sub>9a</sub> —Confirmed
	Generation Y/Millennials	SA → SS	0.184	0.074	2.474	0.013**
SP → SS		0.180	0.073	2.470	0.014**	H <sub>2b</sub> —Confirmed
ISA → SS		0.198	0.073	2.726	0.006***	H <sub>3b</sub> —Confirmed
SC → SS		-0.020	0.066	0.309	0.757 <sup>n.s.</sup>	H <sub>4b</sub> —Rejected
SSV → SS		0.200	0.070	2.861	0.004***	H <sub>5b</sub> —Confirmed
SL → SS		0.168	0.059	2.846	0.004***	H <sub>6b</sub> —Confirmed
SS → FFSL		0.594	0.056	10.690	0.000***	H <sub>7b</sub> —Confirmed
SER → SS		0.033	0.059	0.562	0.574 <sup>n.s.</sup>	H <sub>8b</sub> —Rejected
SER → FFSL		0.152	0.052	2.930	0.003***	H <sub>9b</sub> —Confirmed
Generation Z		SA → SS	0.150	0.083	1.821	0.069*
	SP → SS	0.194	0.067	2.884	0.004***	H <sub>2c</sub> —Confirmed
	ISA → SS	0.157	0.090	1.749	0.080*	H <sub>3c</sub> —Partially Confirmed
	SC → SS	0.216	0.080	2.696	0.007***	H <sub>4c</sub> —Confirmed
	SSV → SS	0.227	0.069	3.268	0.001***	H <sub>5c</sub> —Confirmed
	SL → SS	0.048	0.075	0.634	0.526 <sup>n.s.</sup>	H <sub>6c</sub> —Rejected
	SS → FFSL	0.747	0.045	16.535	0.000***	H <sub>7c</sub> —Confirmed
	SER → SS	0.000	0.085	0.000	1.000 <sup>n.s.</sup>	H <sub>8c</sub> —Rejected
	SER → FFSL	0.037	0.073	0.507	0.612 <sup>n.s.</sup>	H <sub>9c</sub> —Rejected

Note: \*  $p < 0.10$ ; \*\*  $p < 0.05$ ; \*\*\*  $p < 0.01$ ; \*\*\*\*  $p < 0.001$ ; <sup>n.s.</sup>: not significant. SA: Store Assortment; SP: Store Prices; ISA: In-Store Ambiance/Management; SC: Store Communication; SSV: Store Services; SL: Store Location; SER: Socio-Environmental Responsibility; SS: Store Satisfaction; FFSL: Fast Fashion Store Loyalty.

**Figure 1. Conceptual model**



**Figure 2. Structural model**

